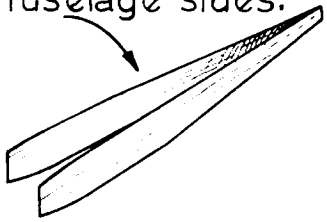



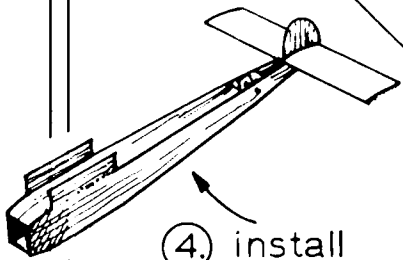

step ①
make two
fuselage sides.



② add x-mem-
bers as shown
in top & side
views.



③ add top &
bottom sheeting
& rear motor
support.



④ install

pylons & tail
assy.

wing tip 3/32" sheet
12-68

