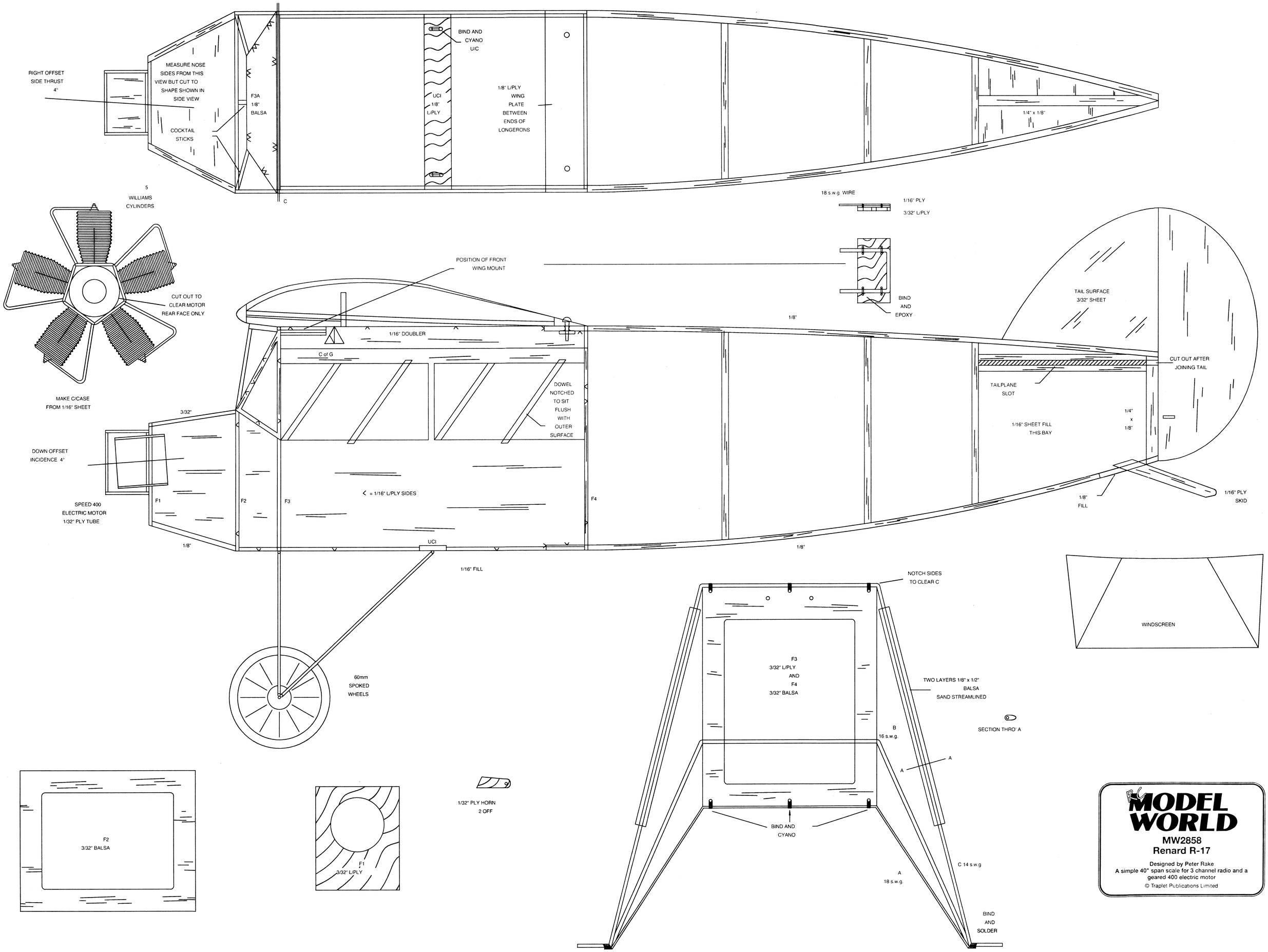
RIGHT OFFSET
SIDE THRUST
4°
MEASURE NOSE
SIDES FROM THIS
VIEW BUT CUT TO
SHAPE SHOWN IN
SIDE VIEW
F3A
1/8"
BALSA
COCKTAIL
STICKS
BIND AND
CYANO
U/C
UCI
1/8"
L/PLY
1/8" L/PLY
WING
PLATE
BETWEEN
ENDS OF
LONGERONS
1/4" x 1/8"
C
5
WILLIAMS
CYLINDERS
CUT OUT TO
CLEAR MOTOR
REAR FACE ONLY
MAKE C/CASE
FROM 1/16" SHEET
18 s.w.g. WIRE
1/16" PLY
3/32" L/PLY
BIND
AND
EPOXY
POSITION OF FRONT
WING MOUNT
1/8"
TAIL SURFACE
3/32" SHEET
1/16" DOUBLER
C of G
DOWEL
NOTCHED
TO SIT
FLUSH
WITH
OUTER
SURFACE
CUT OUT AFTER
JOINING TAIL
TAILPLANE
SLOT
1/4"
x
1/8"
1/16" SHEET FILL
THIS BAY
3/32"
DOWN OFFSET
INCIDENCE 4°
SPEED 400
ELECTRIC MOTOR
1/32" PLY TUBE
F1
F2
F3
F4
< = 1/16" L/PLY SIDES
1/8"
FILL
1/16" PLY
SKID
1/8"
UCI
1/8"
1/16" FILL
NOTCH SIDES
TO CLEAR C
WINDSCREEN
F3
3/32" L/PLY
AND
F4
3/32" BALSA
TWO LAYERS 1/8" x 1/2"
BALSA
SAND STREAMLINED
60mm
SPOKED
WHEELS
SECTION THRO' A
B
16 s.w.g.
A
A
F2
3/32" BALSA
F1
3/32" L/PLY
1/32" PLY HORN
2 OFF
BIND AND
CYANO
C 14 s.w.g
A
18 s.w.g.
BIND
AND
SOLDER
MODEL WORLD
MW2858
Renard R-17
Designed by Peter Rake
A simple 40" span scale for 3 channel radio and a geared 400 electric motor
© Traplet Publications Limited

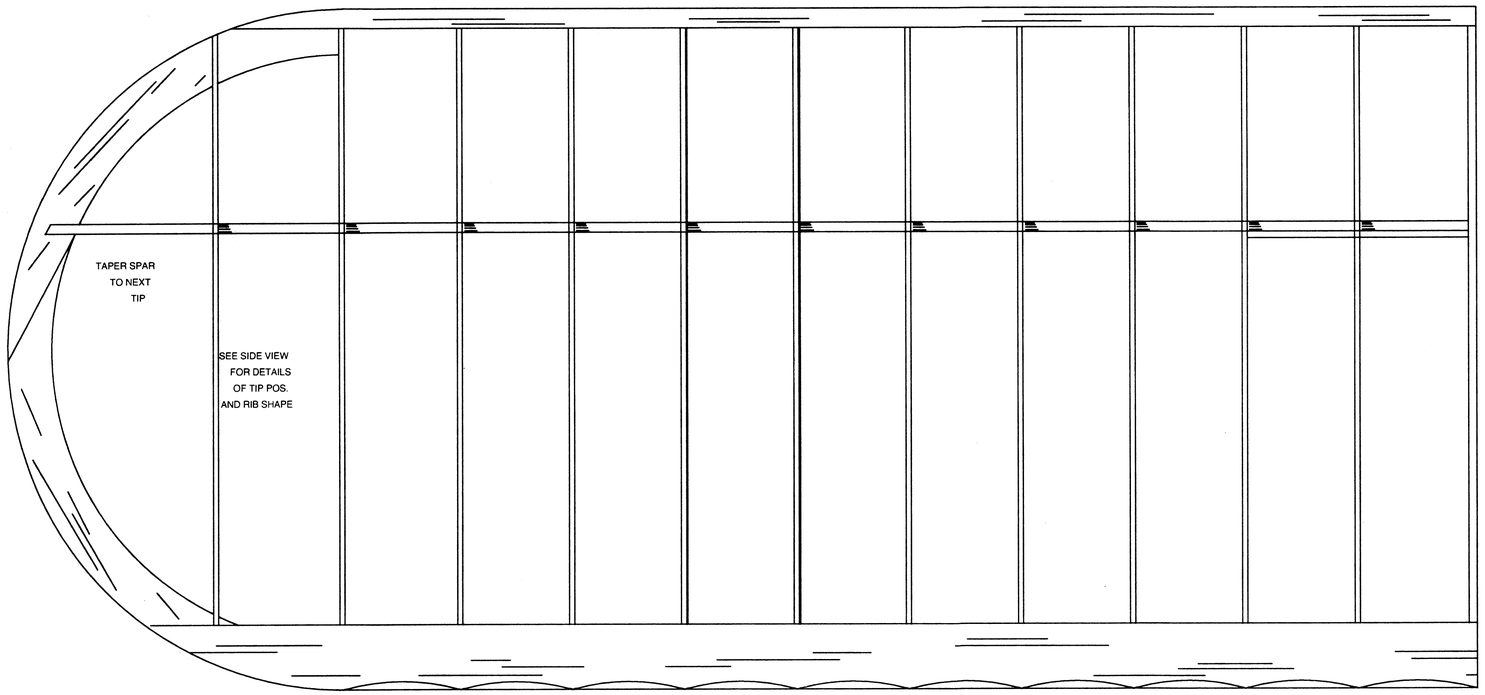

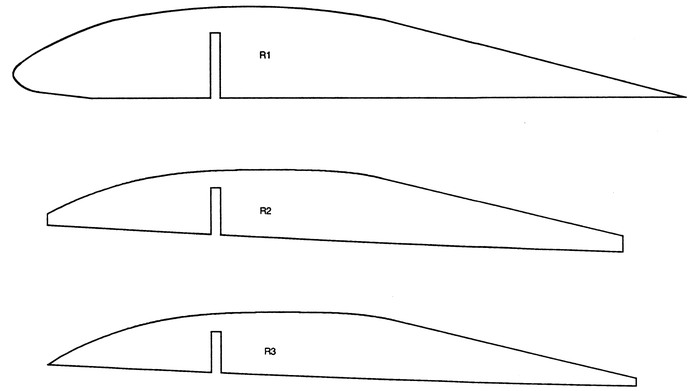

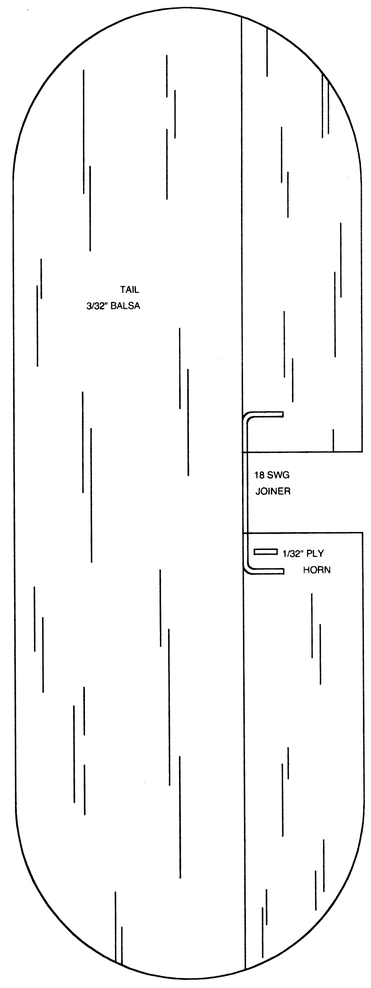

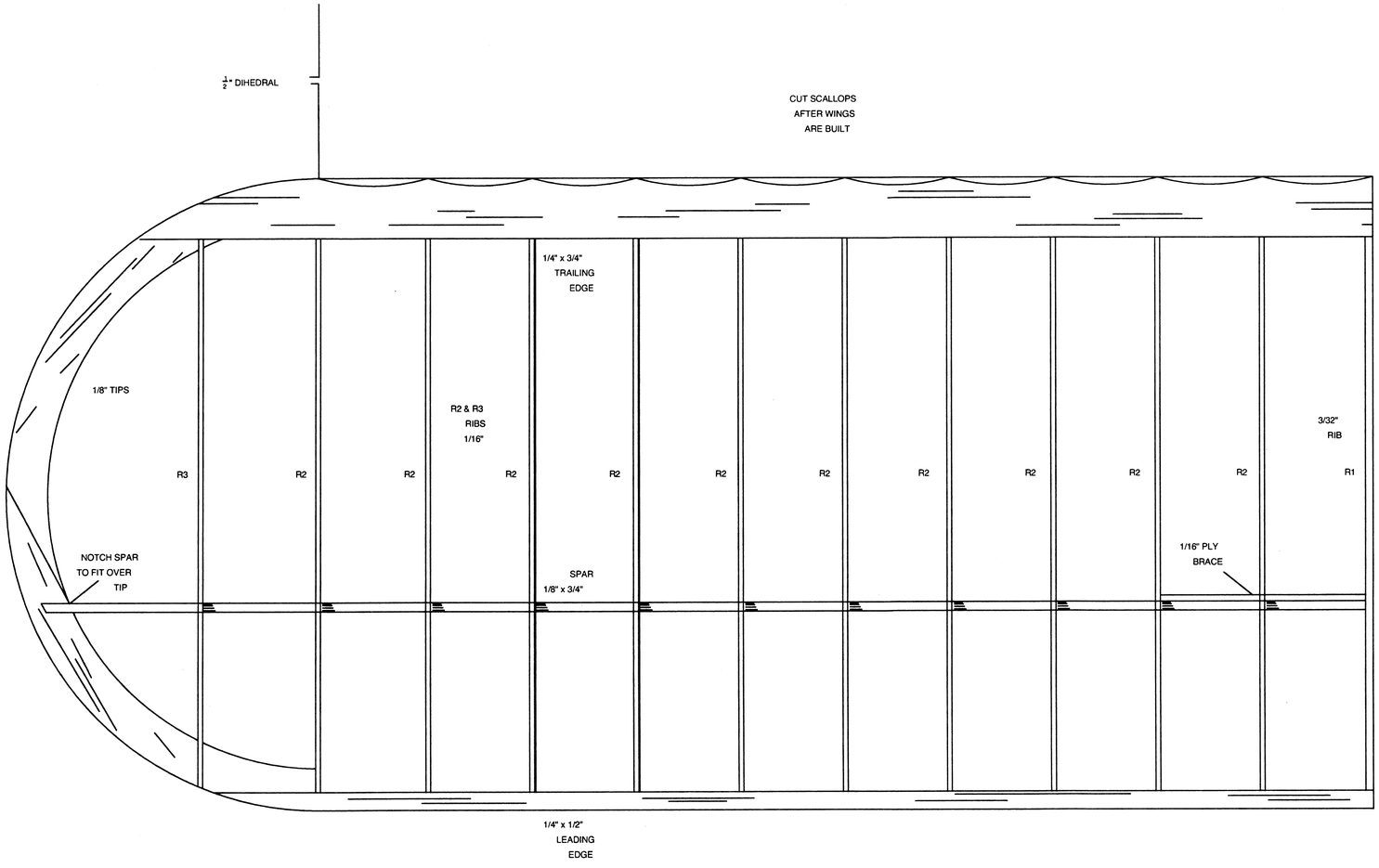

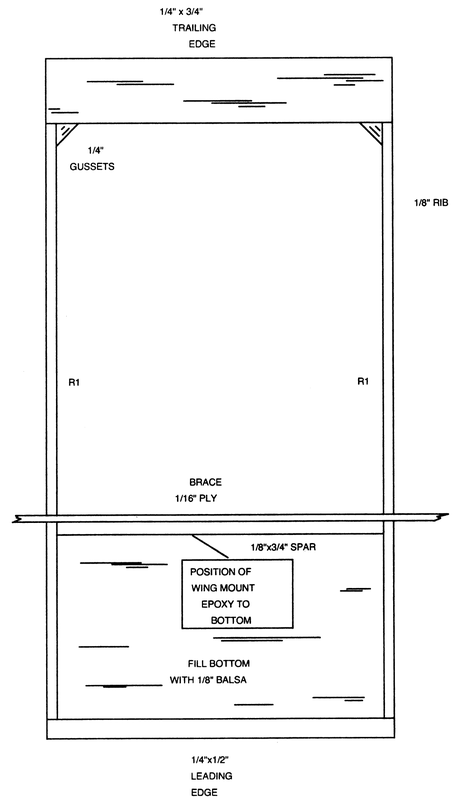

MODEL WORLD
MW2858
Renard R-17
Designed by Peter Rake
A simple 40" span scale for 3 channel radio and a geared 400 electric motor
© Traplet Publications Limited