A 111" (2825mm) SPAN 1/3 SCALE MODEL FOR 12cc, 1c, 4-stroke AND FOUR FUNCTION (6 SERVOS) R/C

CRACKERJACK

designed by

DENNIS TAPSFIELD

copyright of

Radio Modeller Plans Service

P.O.BOX 35, WOLSEY ROAD, HEMEL HEMPSTEAD, HERTS.

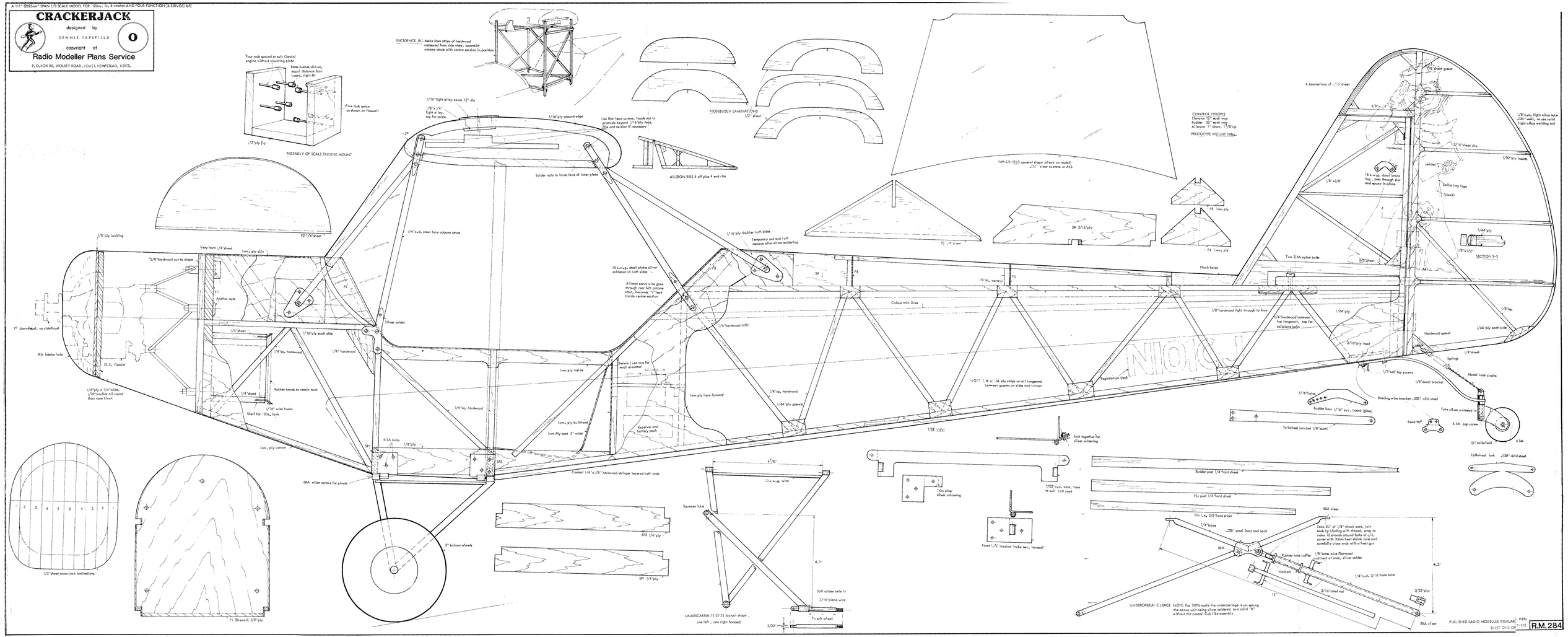

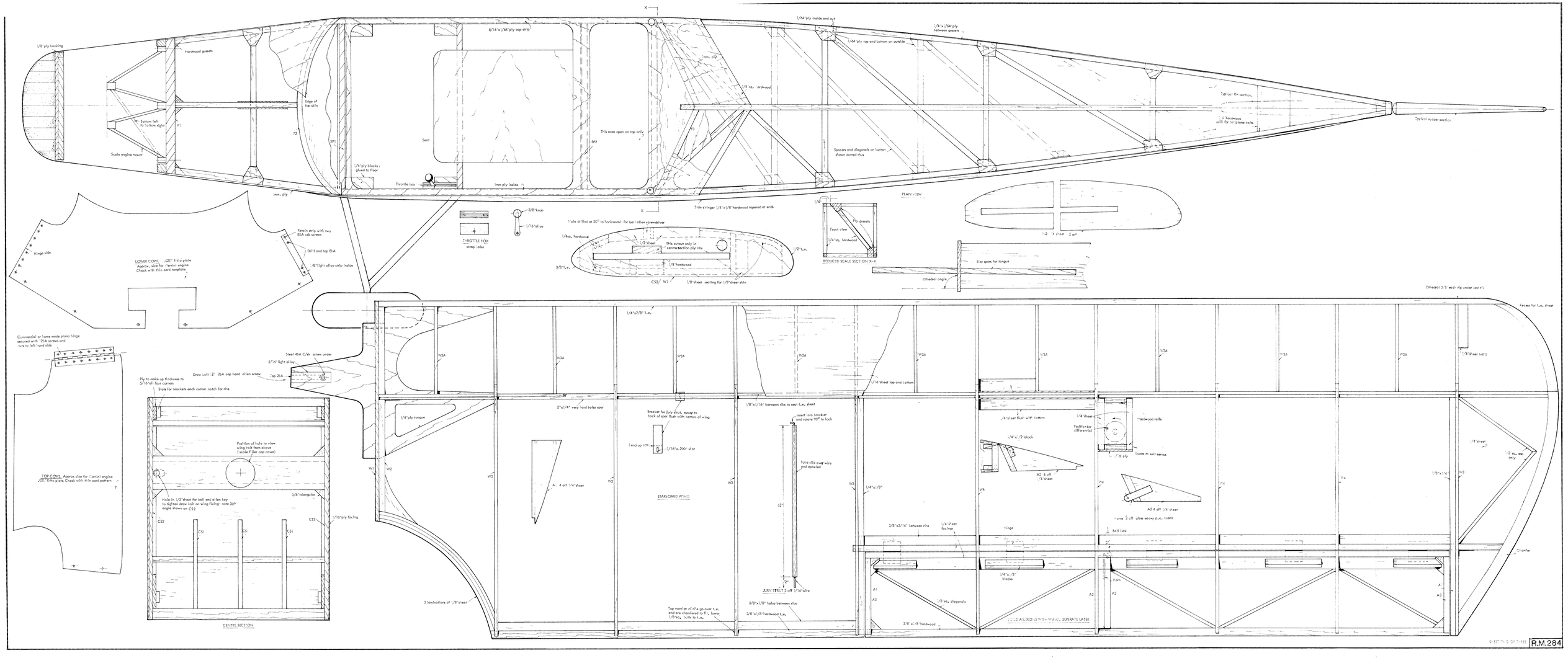
1/8" ply backing
Hardwood gussets
Bottom left to bottom right
Scale engine mount
F1
F2
Edge of top skin
Seat
SP1
SP2
1/4" ply blocks glued to floor
Throttle box
1mm ply inside
1mm. ply
5/16"x1/64" ply cap strip
This area open on top only
1/64" ply inside and out
1/64" ply top and bottom on outside
1/4"x1/64" ply between gussets
1/4" sq. hardwood
Spacers and diagonals on bottom shown dotted thus
Typical fin section
1/4" hardwood drill for tailplane bolts
Typical rudder section
Side stringer 1/4"x1/8" hardwood tapered at ends
PLAN VIEW
Fin gussets
Front view
1/4" sq. hardwood
REDUCED SCALE SECTION X-X
Slot spars for tongue
Dihedral angle
1/2" x 1/4" sheet 2 off
THROTTLE BOX scrap balsa
3/8" knob
1/16" alloy
Hole drilled at 30° to horizontal for ball allen screwdriver
1/4" sq. hardwood
1/2" sheet
This cutout only in centre section ply ribs
1/4" hardwood
3/8" t.e.
1/2" t.e.
C S2/ W1
1/8" sheet seating for 1/8" sheet skin
Hinge side
LOWER COWL .020" 1114-p plate Approx. size for Cleveland engine Check with this card template
Retain strip with two 8BA csk screws
Drill and tap 8BA
1/8" light alloy strip inside
Dihedral 3/8" each tip under last rib.
Recess for t.e. sheet
1/4" x 7/8" t.e.
W3A
1/4" sheet infill
Commercial or home made piano hinge secured with 12BA screws and nuts to left hand side
Steel 4BA C/sk screw under 5/16" light alloy
Drew Lolt 1/2" 2BA cap head allen screw
Tap 2BA
Ply to make up thickness to 5/16" all four corners
Slots for brackets each corner notch for ribs
1/16" sheet top and bottom
1/4" ply tongue
2"x1/4" very hard balsa spar
Bracket for jury strut, epoxy to back of spar flush with bottom of wing
1 end up 1/00
1/16"x.200" slot
1/8"x1/16" between ribs to seat t.e. sheet
Insert into bracket and rotate 90° to lock
Tube slid over wire and epoxied
1/4" sheet flush with bottom
1/4" sheet
Hardwood rails
Position for differential
1/4"x1/2" block
Cover to suit service
1/8" ply
1/4" sheet
1/8" sq. bal only
1/8"x1/4"
A2 4 off 1/4" sheet
A2 4 off 1/4" sheet
Norm 2 off glass epoxy p.c. board
Ball link
Chamfer
TOP COWL Approx size for Cleveland engine .020" 1114-p plate Check with this card pattern
Position of hole to view wing bolt from above (scale filler cap cover)
Hole in 1/2" sheet for ball end allen key to tighten draw bolt on wing fixing- note 30° angle shown on CS2
3/8" triangular
1/16" ply facing
CS2
CS1
A - 4 off 1/4" sheet
W1
W2
W3
W4
STARBOARD WING
1/4"x7/8"
3/8"x3/16" between ribs
1/4" sheet facings
Hinge
1/4"x1/2" blocks
JURY STRUT 2 off 1/16" wire
3/8"x1/8" balsa between ribs
3/8"x1/8" hardwood t.e.
Top member of ribs go over t.e. and are chamfered to fit, lower 1/8" sq. butts to t.e.
3 laminations of 1/8" sheet
CENTRE SECTION
1/8" sq. diagonals
3/8"x1/8" hardwood
A1
A2
Norm
AILERON WITH WIRES, SEPARATE LATER
R.M.284

CRACKERJACK

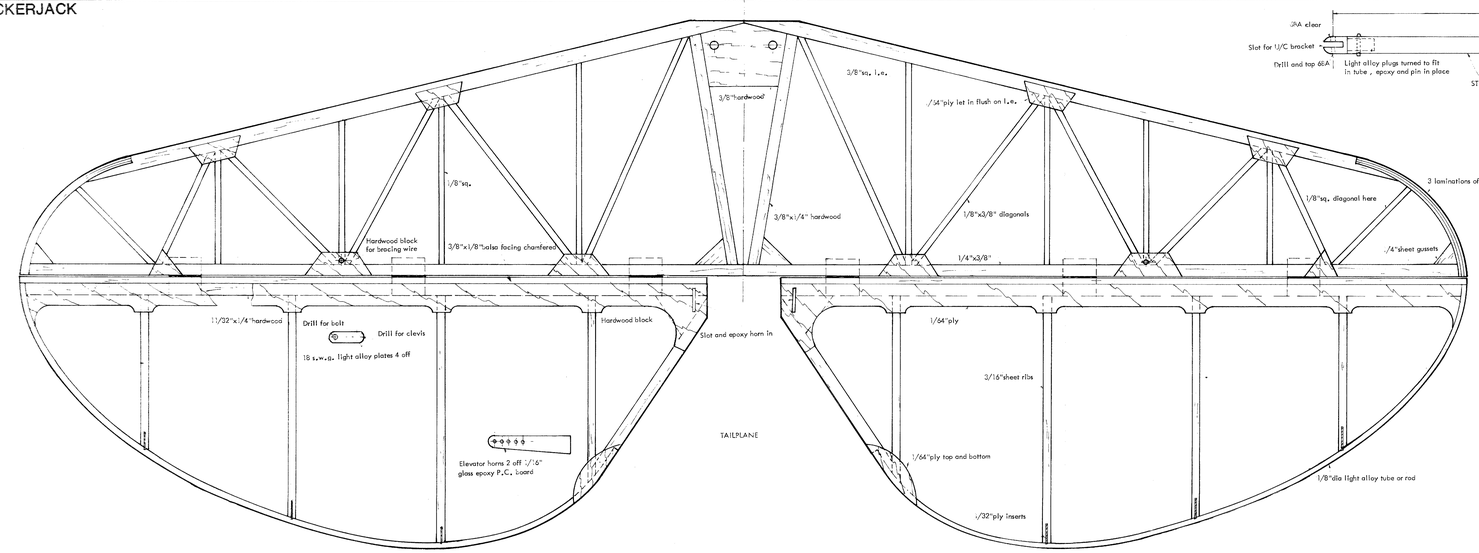

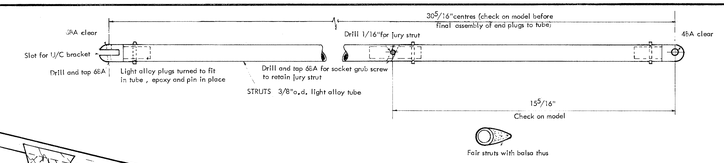

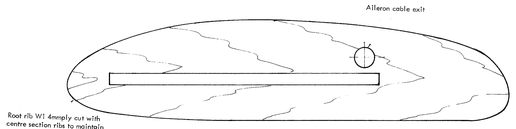

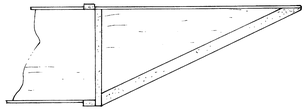

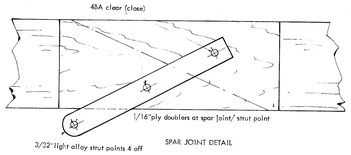

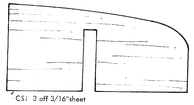

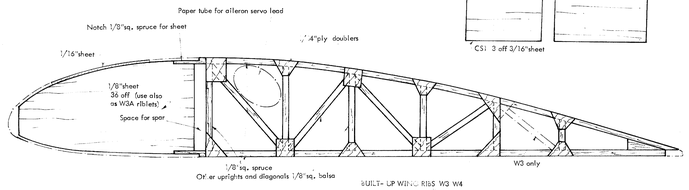

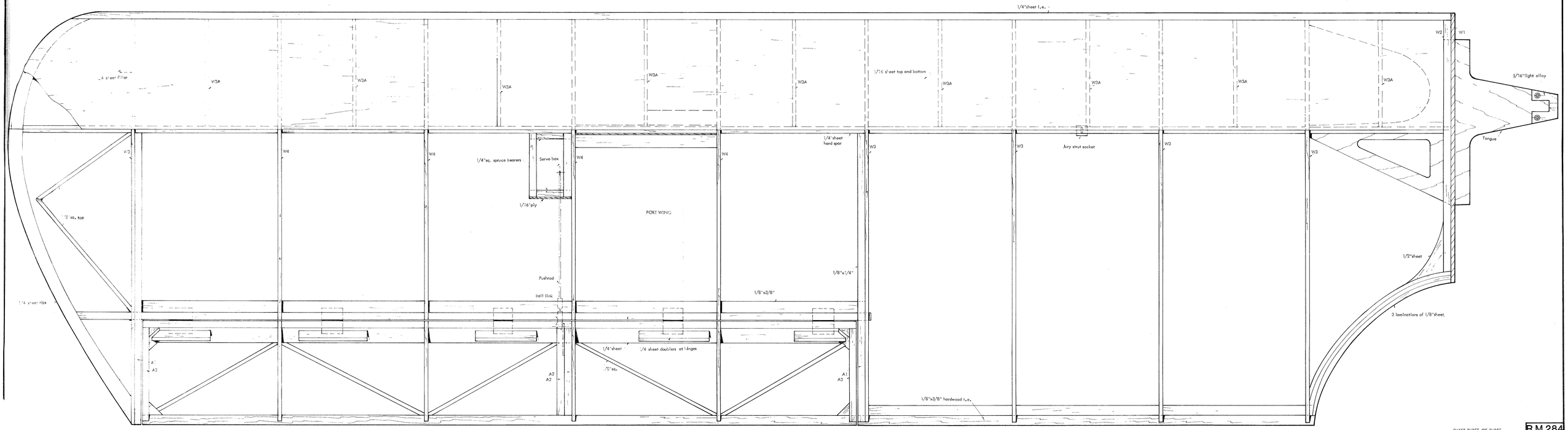

SHEET THREE OF THREE

R.M.284