

1/16" HARD Balsa MAKE 2

WING SPAR

1/16" HD. Balsa SPAR JOINER

1/16" Balsa SHEET

3/32" Balsa SHEET

3/32" Balsa SHEET

F-4A

3/32" Balsa SHEET

3/16" SQ. Balsa

F-4

F-7

F-6

F-5

1/8" Balsa SHEET

F-4A

LANDING GEAR MUSIC WIRE

L. G. CLIPS

3/16" Balsa SHEET

HATCH AREA - (1/32" PLY)

AILERON HORN

1/16" M.W. PUSHRODS

RUDDER PUSHROD

RCV'R

ENG.

AIL.

RUD.

EL.

SERVOS

ELEV. PUSHROD

1/4" x 3/4" x 2-3/8" MAPLE L.G. BLOCK

PARTIAL BOTTOM VIEW

1/8" x 1/4" Balsa

FIN PATTERN

1/8" Balsa SHEET

1/8" Balsa SHEET

F-2

F-3

1/8" Balsa SHEET

1/8" x 1/4" Balsa

F-1

1/8" PLY

LANDING GEAR PATTERN

.078" TO .093" MUSIC WIRE MAKE 2

PAINT ON CANOPY DETAILS

1/16" Balsa SHEET TOP

1/8" SQ. Balsa

1/8" x 1/4" Balsa

1/8" Balsa SHEET

RUD.

1/8" Balsa SHEET - HINGE TO SUIT

1/16" Balsa SHEET

ENGINE .049 TO .099

MOTOR MOUNT

SWITCH

F-4

F-5

F-6

F-7

3/32" Balsa SHEET

1/8" PLY

MOTOR MOUNT LOCATION

F-1 FIREWALL DETAIL

1 OZ. TANK

1/16" Balsa SHEET

3/32" Balsa TANK FLOOR

F-1

F-2

F-3

F-4A

3/32" Balsa SHEET SIDES

BATTERY

RECEIVER

3/16" Balsa SHEET

L. G. BLOCK

C.G.

1/32" PLY HATCH TAPE IN PLACE

AILERON HORN

AILERON

GOLDEN-N-ROD PUSHROD GUIDE

1/16" Balsa CROSS GRAIN

1/16" M.W.

1/8" SQ. Balsa

1/2" DIA. TAILWHEEL

1-1/2" TO 1-3/4" DIA. LITE WEIGHT MAIN WHEELS

M.W. LANDING GEAR

FUSELAGE SIDE VIEW

WING SPAN.....	34"
WING AREA.....	245 SQ. IN.
LENGTH.....	24"
ENGINE.....	.049 - .099

MODEL AIRPLANE NEWS

MINI SUKHOI SU-26

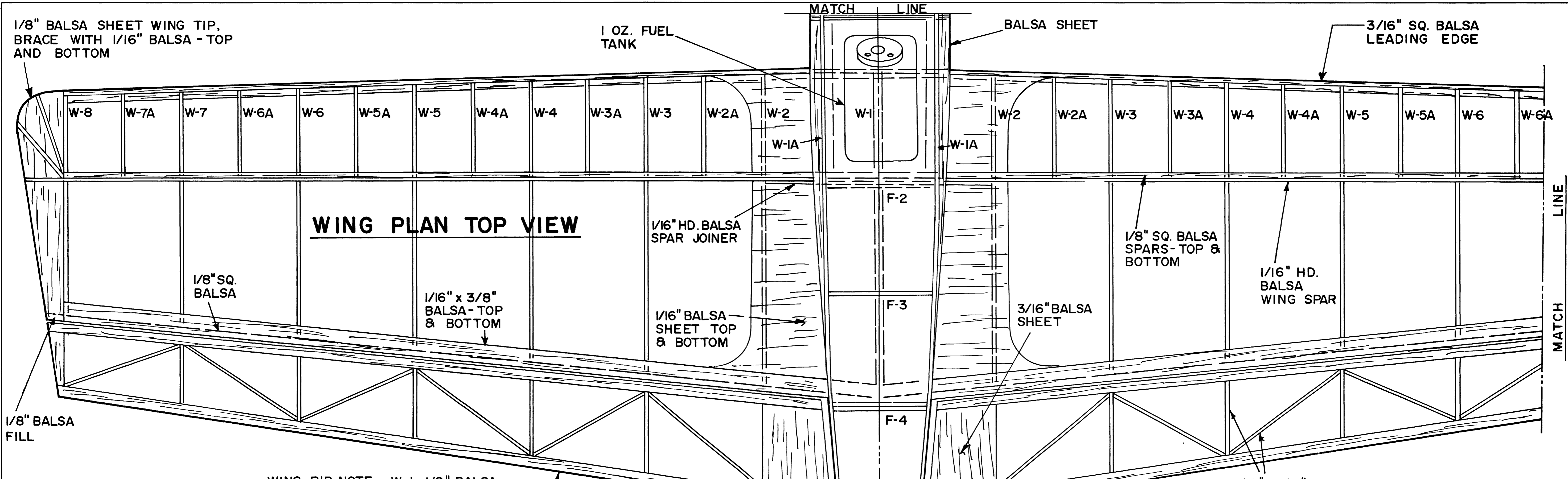
DESIGNED BY NICK ZIROLI

LAYOUT BY JOE DEMARCO

SHEET 1 OF 2

ALL RIGHTS RESERVED

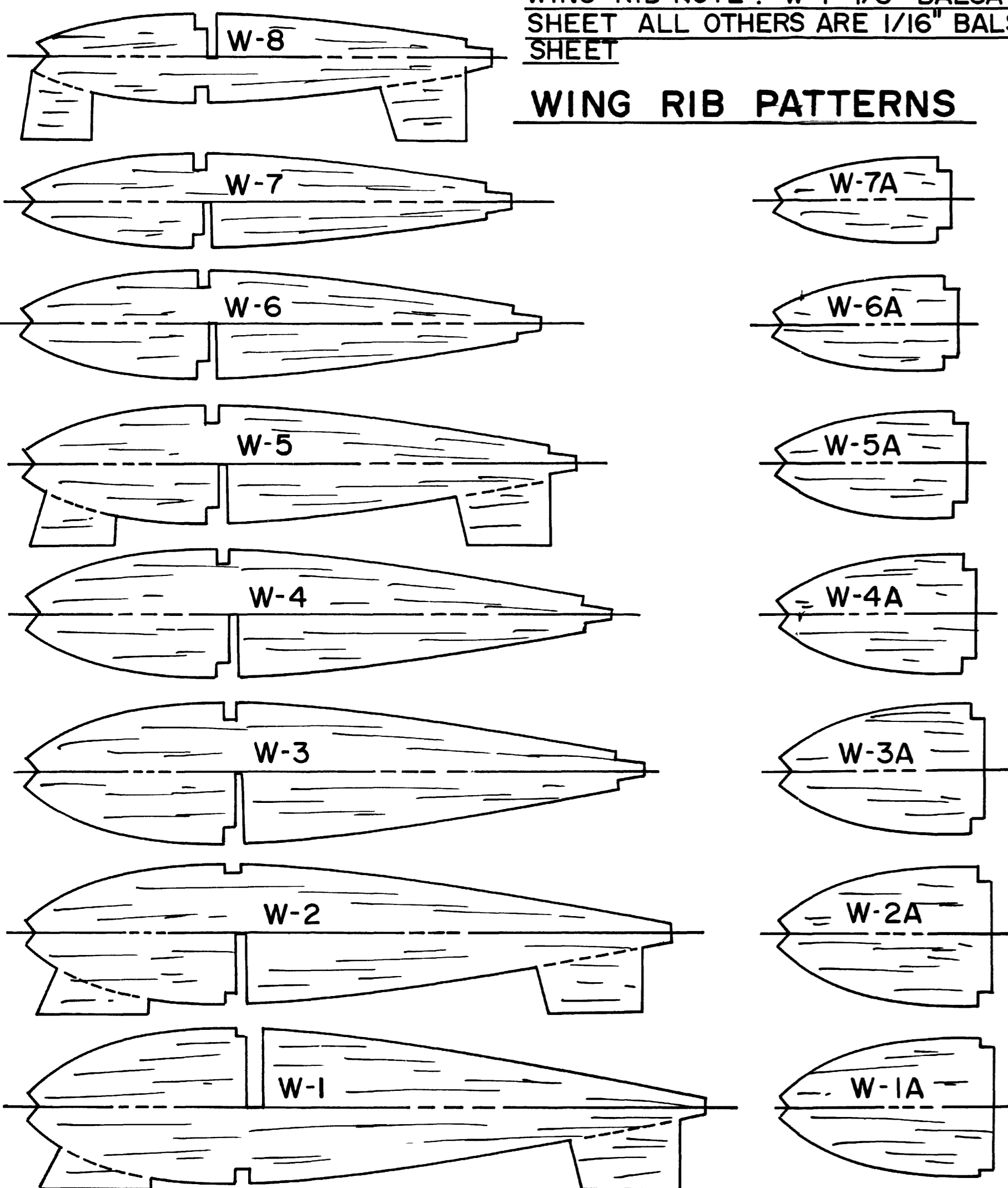
NOTE:
 AILERONS - 5/16" UP & 5/16" DOWN
 ELEVATOR - 1/2" UP & 1/2" DOWN
 RUDDER - 1" RIGHT & 1" LEFT



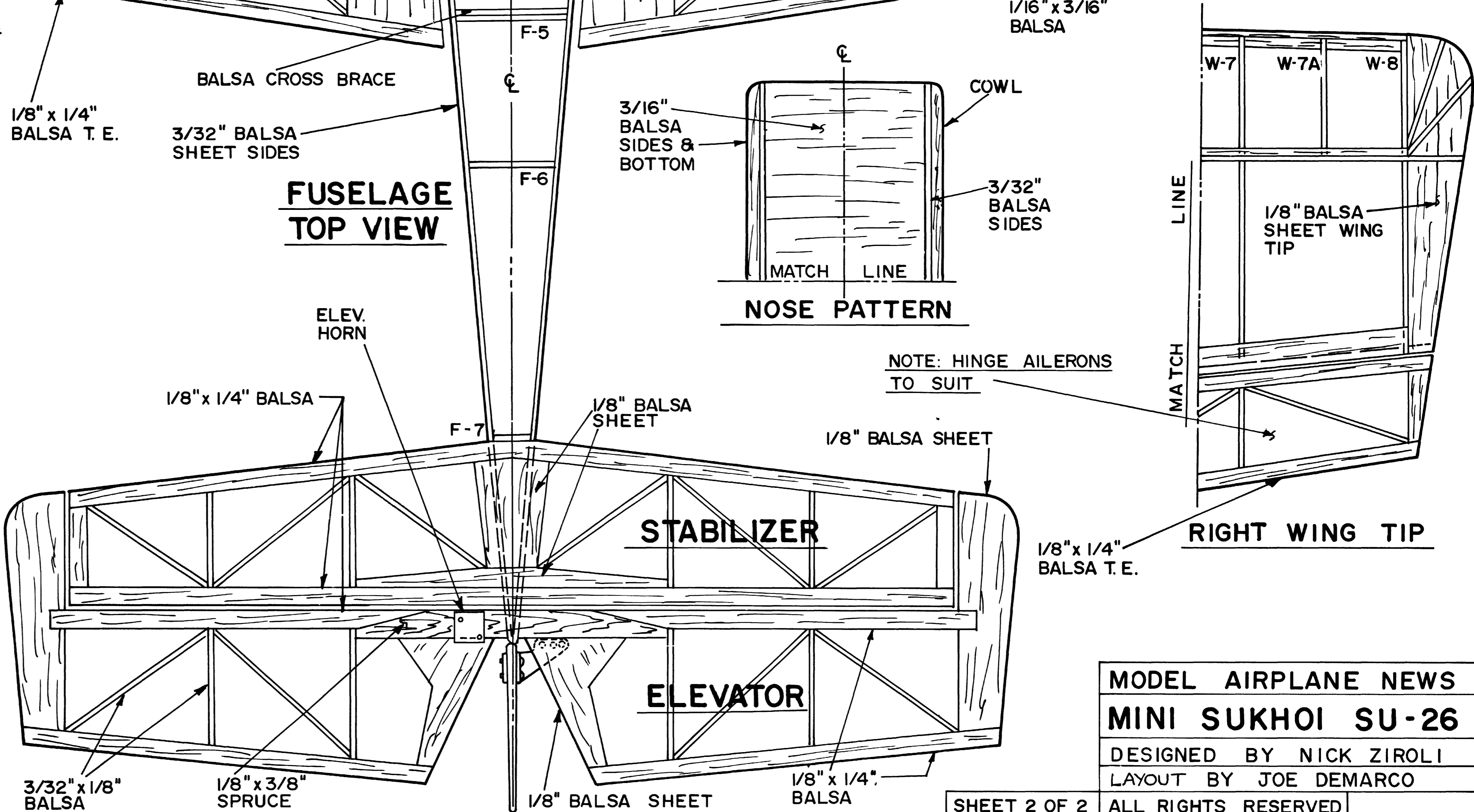
WING PLAN TOP VIEW

WING RIB NOTE : W-1 1/8" Balsa SHEET ALL OTHERS ARE 1/16" Balsa SHEET

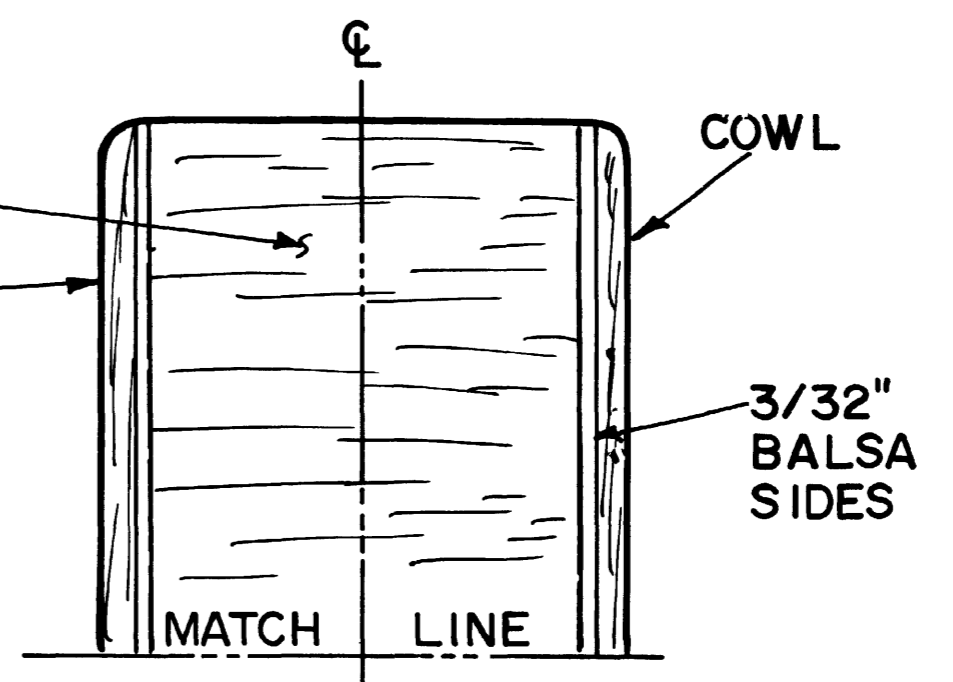
WING RIB PATTERNS



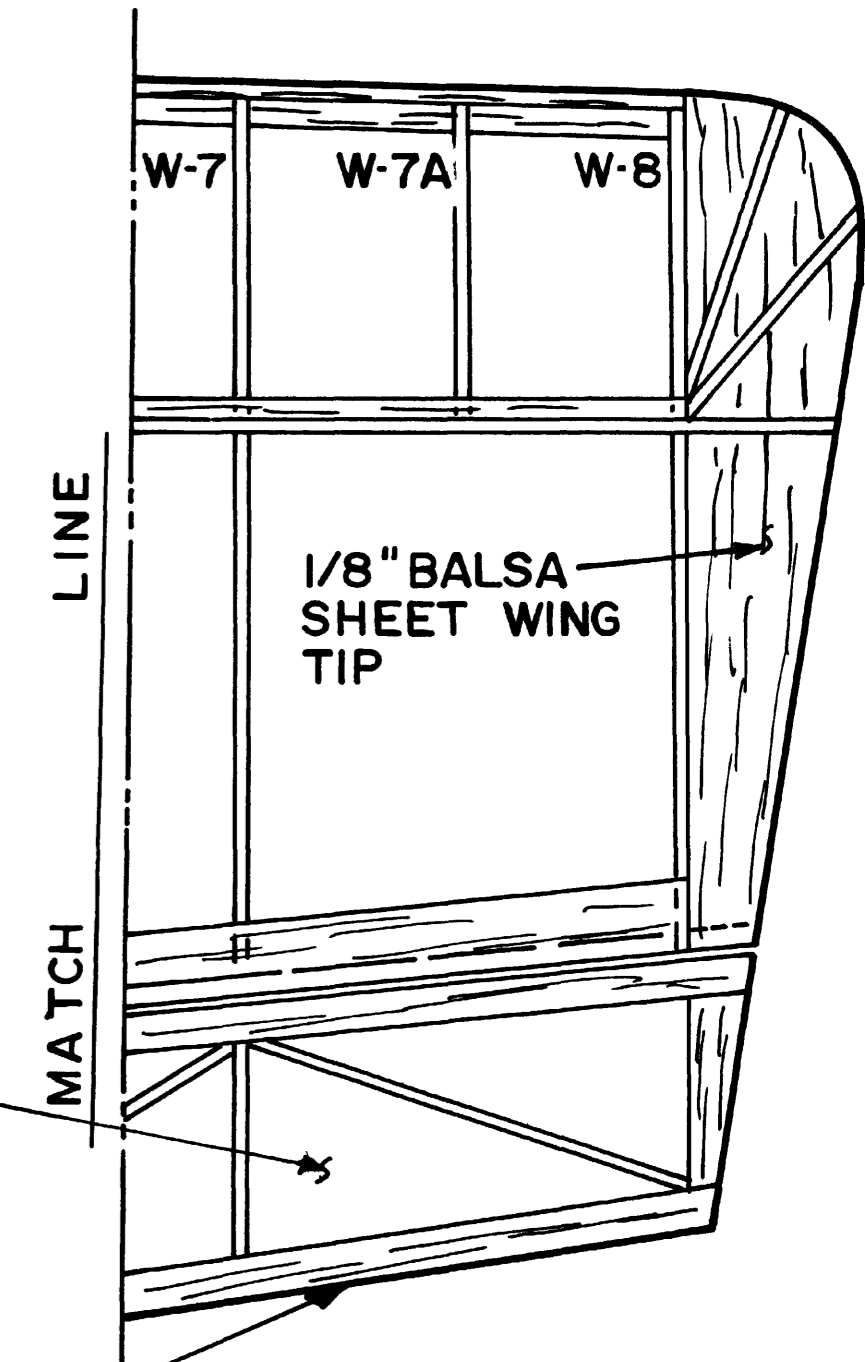
FUSELAGE TOP VIEW



NOSE PATTERN



RIGHT WING TIP



MODEL AIRPLANE NEWS
MINI SUKHOI SU-26
 DESIGNED BY NICK ZIROLI
 LAYOUT BY JOE DEMARCO