

L.H. & R.H. STRUTS REQD HANDED BY BEND AT FUSELAGE END OF WIRE

REAR STRUT

PIN FOR AERIAL

USE RUBBER BAND TO OBTAIN TENSION AT STRUT ENDS

3/16" DOWEL GROOVE TO TAKE 16 G WIRE, BIND & CEMENT

MAKE FIN FROM 3/16" SHT

ALI OR SOFT WIRE HINGE
TRIM TAB 3/16" SHT

RUDDER TWO LAMINATIONS OF 3/32" SHT
16 G TUBE FOR ROD
16 G ROD HINGE
PIN TO RUDDER TAPE OVER

7/8"
2 3/4"
14G TUBE

100°

3/4" THROW

LEAVE UNCOVERED TO FORM WINDOW FOR ACCESS TO HOOK PORTSIDE ONLY

TAPE HINGE

PORT SIDE ONLY

FILL WITH 1/4" SHT

16 G

ED STANDARD SELF NEUT ACTUATOR

ACTUATOR MOUNT 1/8" SHT SANDWICHED BETWEEN 1/32" PLY

T.P. RUBBER BAND HOOK

TAIL SKID 16 G. BIND & CEMENT TO 1/2" SHT

HARDWOOD STRIPS SCREW TO PLY BRKTS FROM INSIDE

1/4" SQ. HARD STRIPS

BEARERS 1/2" x 3/8"

BRACKETS 1/8" PLY

8 BA BOLTS & NUTS ON OUTSIDE

ENGINE MOUNT ASSEMBLY

TOP MEMBER REBATED TO FORM STOP FOR INSPECTION HATCH

TAPE HINGE

HATCH COVER 1/8" SHT

FILL WITH 1/8" SHT

FILL WITH 1/4" SHT TOP & BOTTOM

LONGERONS & CROSS MEMBERS 1/4" SQ. HARD Balsa, ALL SHEETING & GUSSETS 1/4" SHT. HARD. WINDSCREEN & UPPER DOORS PAINTED SILVER TO SIMULATE WINDOWS. DOOR CATCHES OF DURAL. HANDLES FROM WOOD SCREWS 3/8" LONG

FILL UNDERSIDE WITH 1/4" SHT

CABIN FLOOR 1/2" SHT SAND TO SHAPE

INST. PANEL

EXHAUST DEFLECTOR DURAL SHT.

LENGTH OF PRE-SHAPED T.E. 1" x 5/16"

FILL IN FLOOR WITH 1/4" SHT

POTENTIOMETER 2 PIN SOCKET

ION-OFF SWITCH

BATTERY PLUG AND SOCKET

1/4" DOWEL STOP FOR SPRING

1/4" DOWEL

1/4" DOWEL

3/8" DOWEL THRO SPRINGS BUTT AGAINST UNDERSIDE OF PLY BRACKETS ON ENGINE MOUNTING

1/8" PLY FRONT PLATE SCREW TO BEARERS

FILL WITH 1/4" SHT

BEARERS 1/2" x 3/8"

FUEL TANK

1/16" PLY FACING

1/2" SQ REINFORCEMENT TOP & BOTTOM OF CABIN

RUBBER MOTOR HOOK SECURED TO CROSSPIECE

TOP ONLY

TOP ONLY

FILL WITH 1/4" SHT

BOTTOM ONLY

REAR HOOKS THRO. CROSSPIECE

FILL UNDERSIDE WITH 1/4" SHT

HOOKS FRONT & REAR FRO RX SHOCK ABSORBER RUBBERS

8 BA BOLTS SOLDER TO TIN PLATE

1/4" SHT. OBECHI OR SPRUCE BULKHEAD

1/8" PLY BULKHEAD CEMENT TO FRONT OF 1/4" BULKHEAD

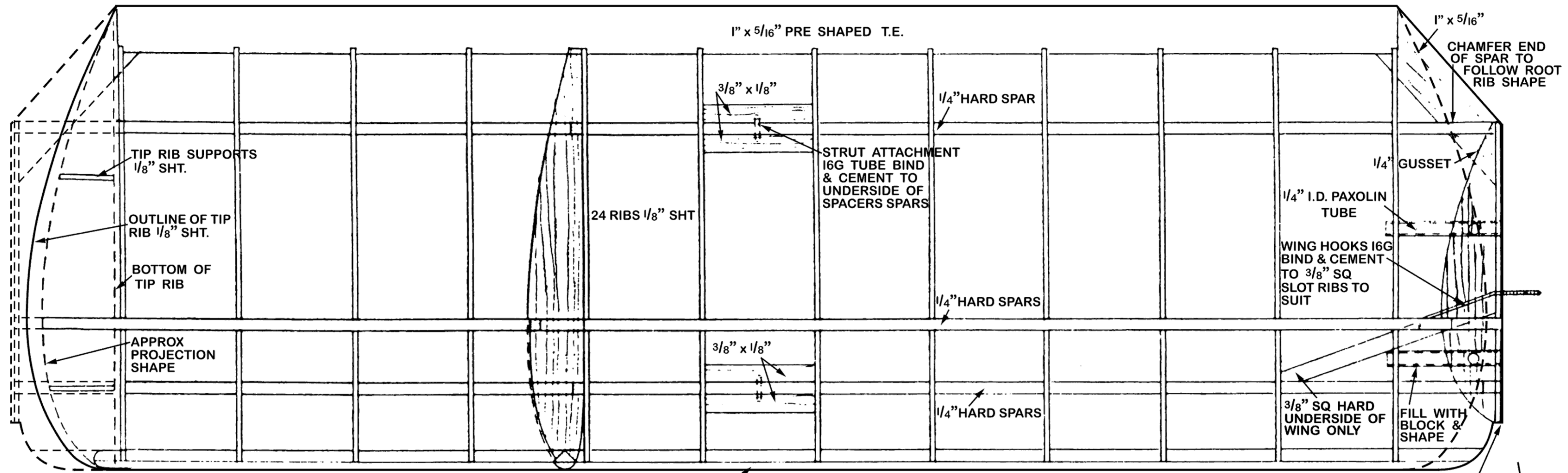
3/8" DOWEL SECURED BY SOFT IRON WIRE TAKEN THRO BULKHEAD AND OVER 1/4" DOWEL IN REAR. TWIST ENDS AND SOLDER

4"D. AIRWHEELS

AFT OF CABIN COVERED WITH NYLON OR L. WT TISSUE

DETAIL OF U.C FIXING

HAPPY WANDERER
M A
190 H. STILLINGS 7/6
SHT! SPAN 65" LENGTH 41"
COPYRIGHT MODEL AIRCRAFT
19-20 NOEL ST. LONDON, W1



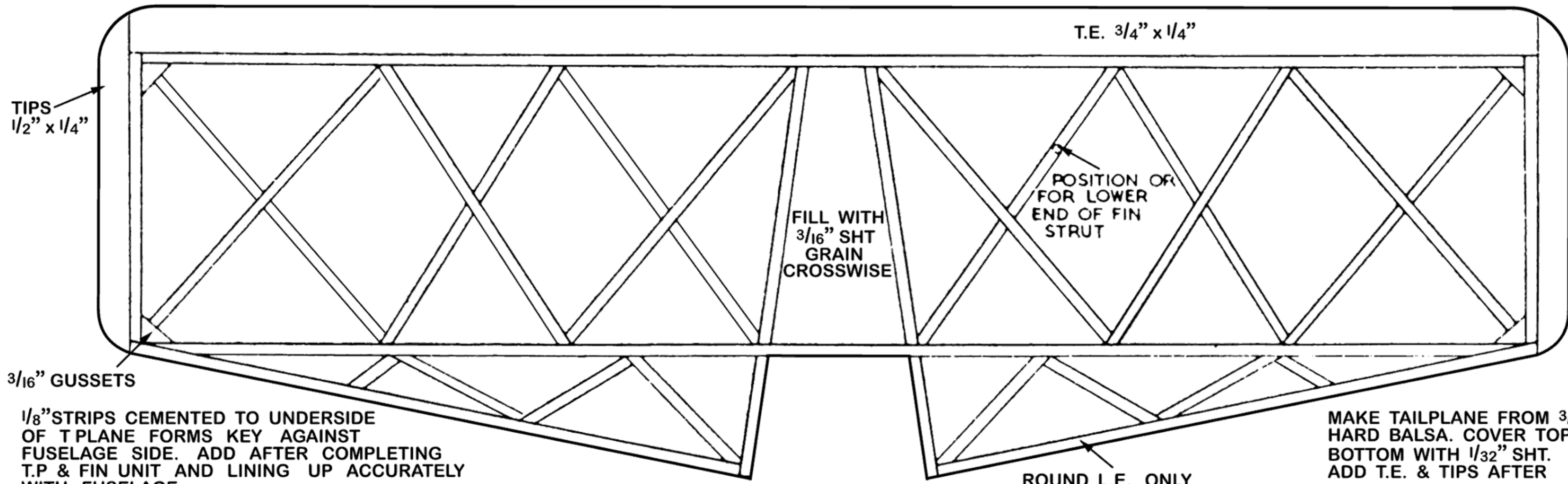
COVER L.E. WITH 1/16" SHT. FROM
TOP SPAR TO L.E.

L.E. 3/8" SQ.

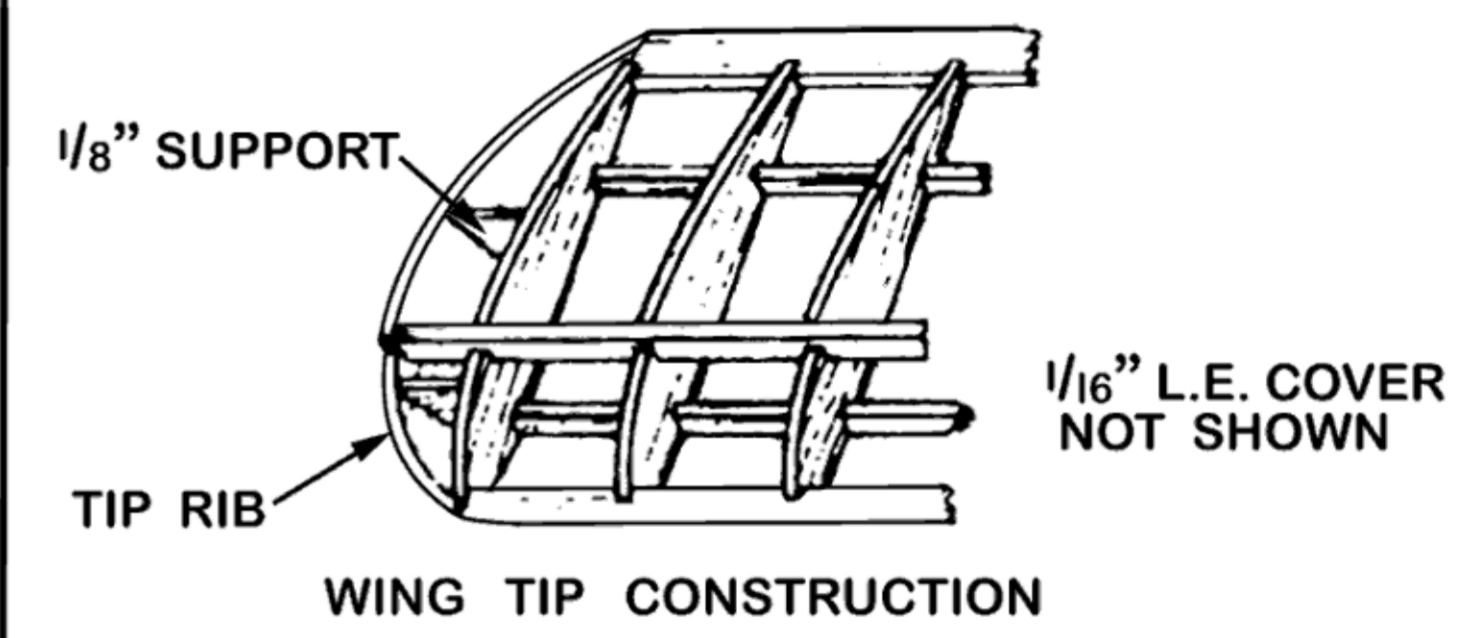
ROOT RIBS 2 OFF 1/8" SHT.
FACING RIBS 1/16" PLY

80°

SET ROOT RIB TO
GIVE CORRECT
DIHEDRAL



MAKE TAILPLANE FROM 3/16"
HARD Balsa. COVER TOP &
BOTTOM WITH 1/32" SHT.
ADD T.E. & TIPS AFTER



HAPPY WANDERER

M.A.
190 H. STILLINGS **7/6**
SHT 2 SET
COPYRIGHT MODEL AIRCRAFT
19-20 NOEL ST LONDON W.I.