



ROARING 20

DESIGNED BY
B.C. Striegler
COPYRIGHT OF

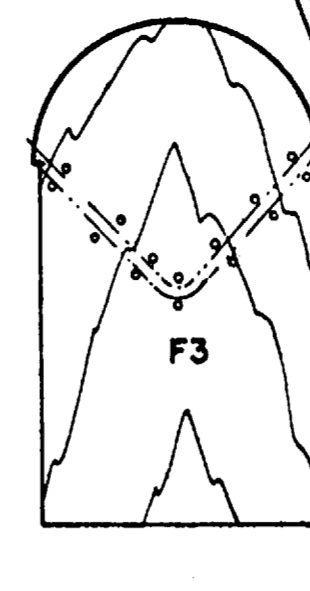
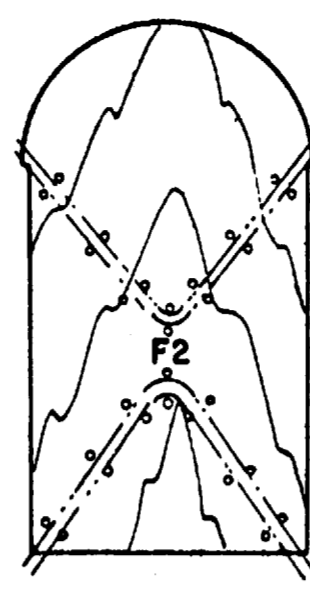
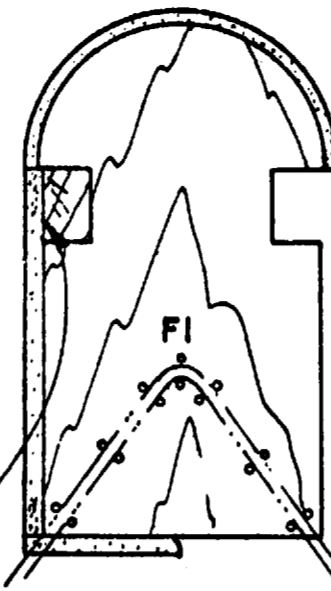


THE AEROMODELLER PLANS SERVICE

38, CLARENDON RD., WATFORD, HERTS

ALL WOODS ARE BALSA UNLESS OTHERWISE STATED.

MATERIALS REQUIRED	
2 SHEETS OF 3/32" X 3"	1 STRIP OF 3/16" X 3/4"
1 SHEET " 1/16" X 3"	1 " " 1/4" X 1"
1 " " 1/8" X 3"	1 " " 1/8" X 1/4" SPRUCE
1 " " 3/16" X 3"	7" OF 1/4" X 3/8" BEECH
4 STRIPS " 1/8" SQ.	6" " 1/8" DOWEL
2 " " 1/16" X 1/4"	4" X 3" OF 1/16" PLY
1 STRIP " 1/8" X 3/16"	3" X 2" " 1/8" "
2 STRIPS. 1/4" X SQ.	1 PIECE OF 16 SWG. WIRE



16 S.W.G. WIRE
CABANE STRUTS
SEW TO FORMERS

FRONT
REAR

16 S.W.G. WIRE
U/C LEGS
SEW TO FORMERS

FRONT
REAR

FORMERS :

- F1 : 1/8" PLY
- F2, 3 : 1/16" "
- F4 TO 8 : 1/8" SHEET

