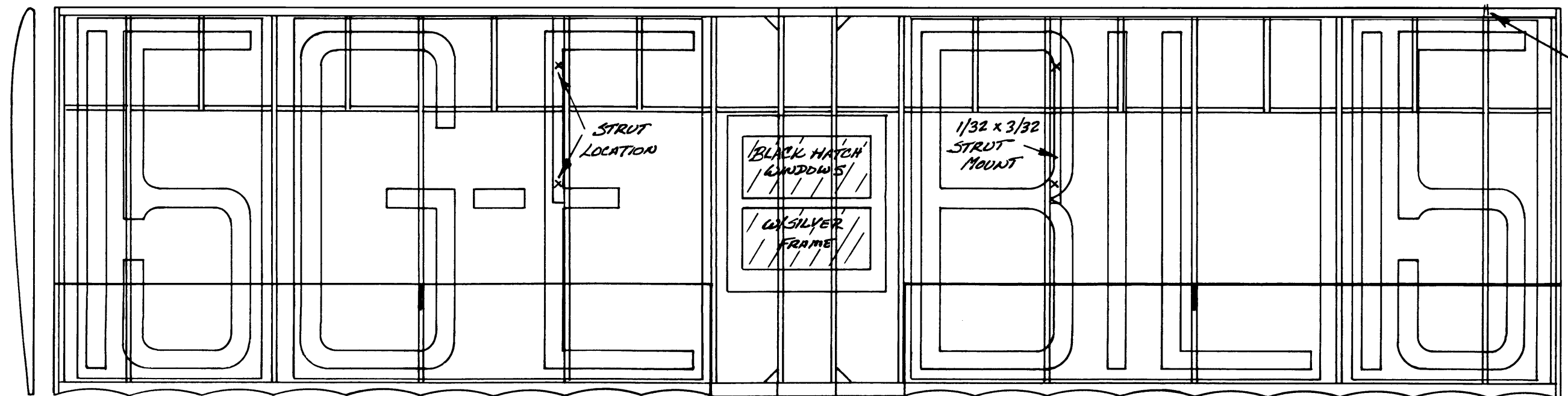
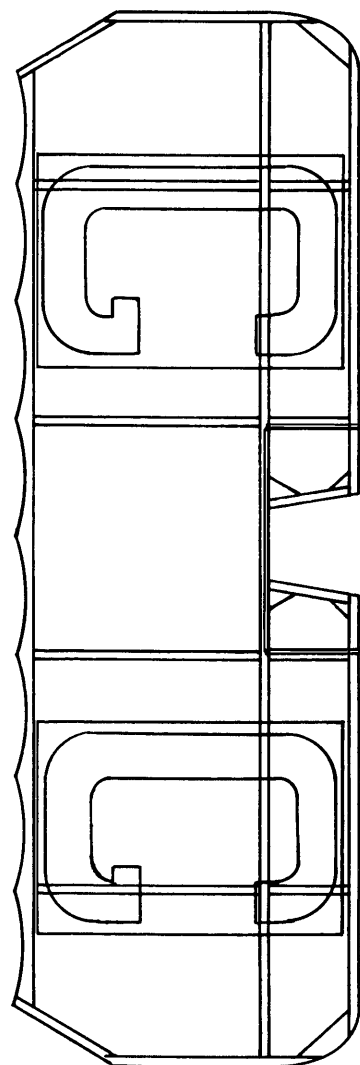


1/32 SQUARE & SHEET STABILIZER



1/32 SHEET TIP RIB

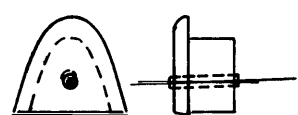
1/16 SHEET (HARD)

1/16 x 1/8 LEADING & TRAILING EDGE


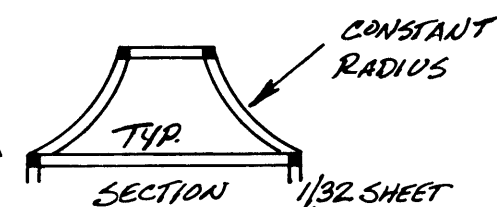
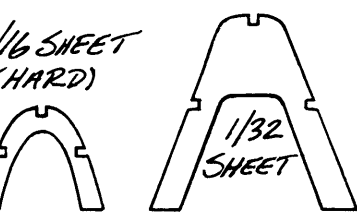
WHITE FIELD

WHITE FIELD

ALL MARKINGS TOP & BOTTOM



1/16 SHEET NOSEBLOCK
1/4 SHEET PLUG
1/16 BRASS BUSHING



OPTIONAL LIGHTENING HOLES

1/32 SHEET SPAR

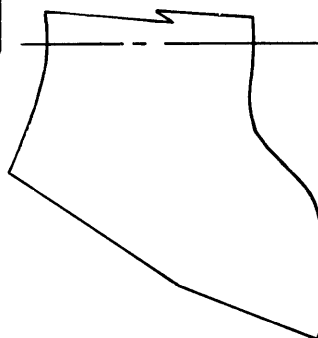
REAR STRUT

DIHEDRAL EACH TIP

1/20 ROUND WING STRUT

PAPER FAIRINGS

1/32 SQUARE FIN & RUDDER



HOLLOWED FOAM FUEL TANK (BRASS)

BOND PAPER TOP & SIDE COWLING PANELS

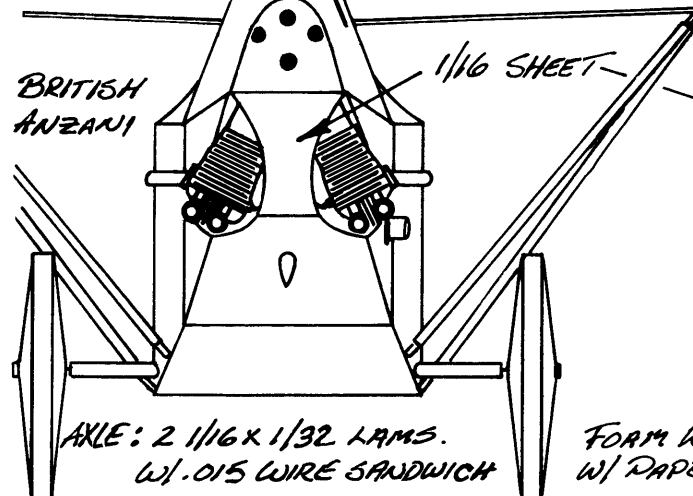
BALSA GAS CAP TISSUE STRAP

CUT OUT AFTER ASSY.

COLOR SCHEME: OVERALL SILVER W/BLACK MARKINGS ON WHITE FIELDS

REFERENCES: "ULTRALIGHTS" (RIDING) P43
AIRCRAFT ILLUSTR. OCT '69 P392

BRITISH ANZANI



AXLE: 2 1/16 x 1/32 LAMS.
W/.015 WIRE SANDWICH

FOAM WHEELS W/ PAPER DISCS

1/20 SHEET

FUSELAGE ALL 1/20 SQUARE

* LYMPNE RACER!

ANEC 1a

T.E. NALLEN II 1992