

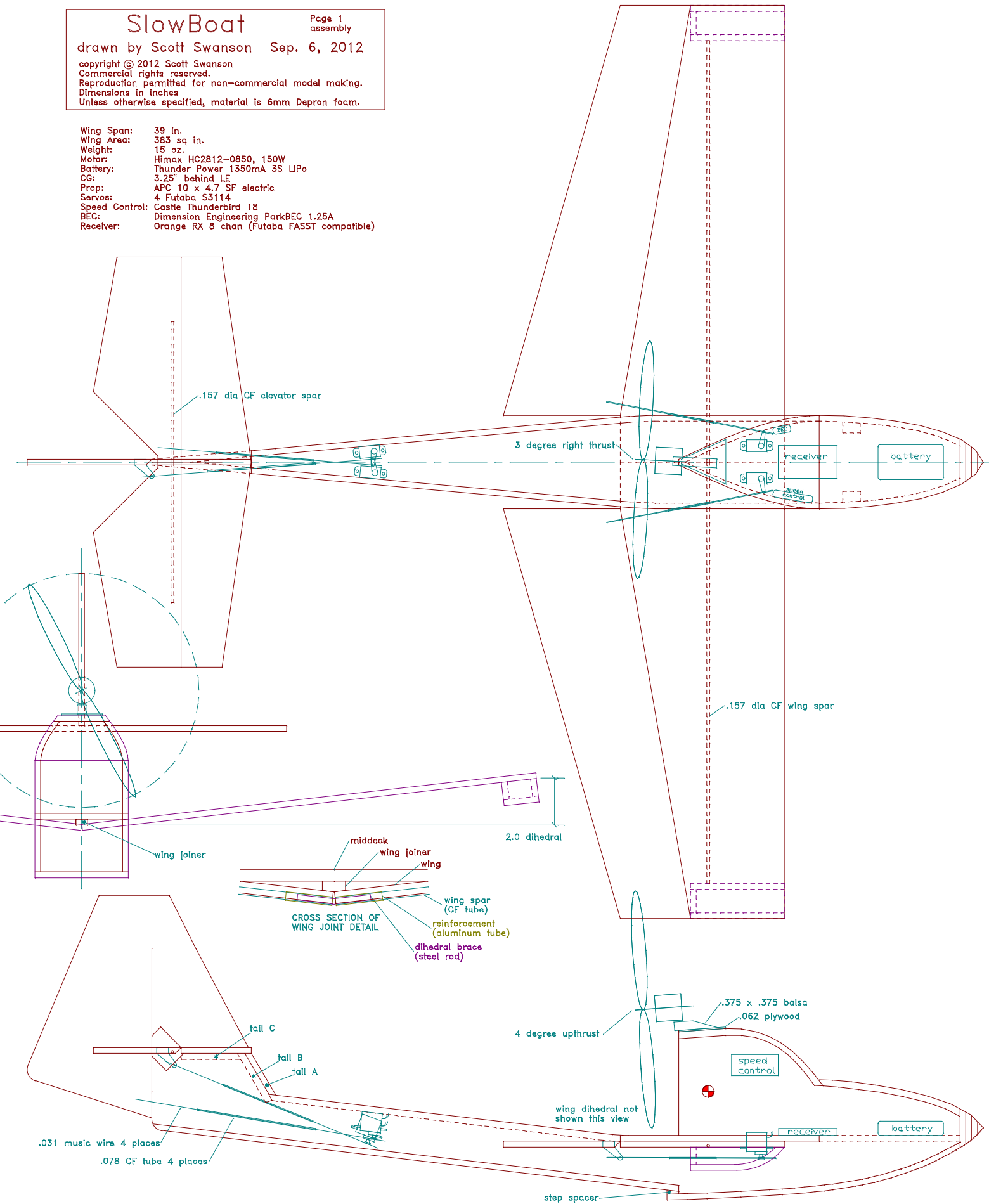
# SlowBoat

Page 1  
assembly

drawn by Scott Swanson Sep. 6, 2012

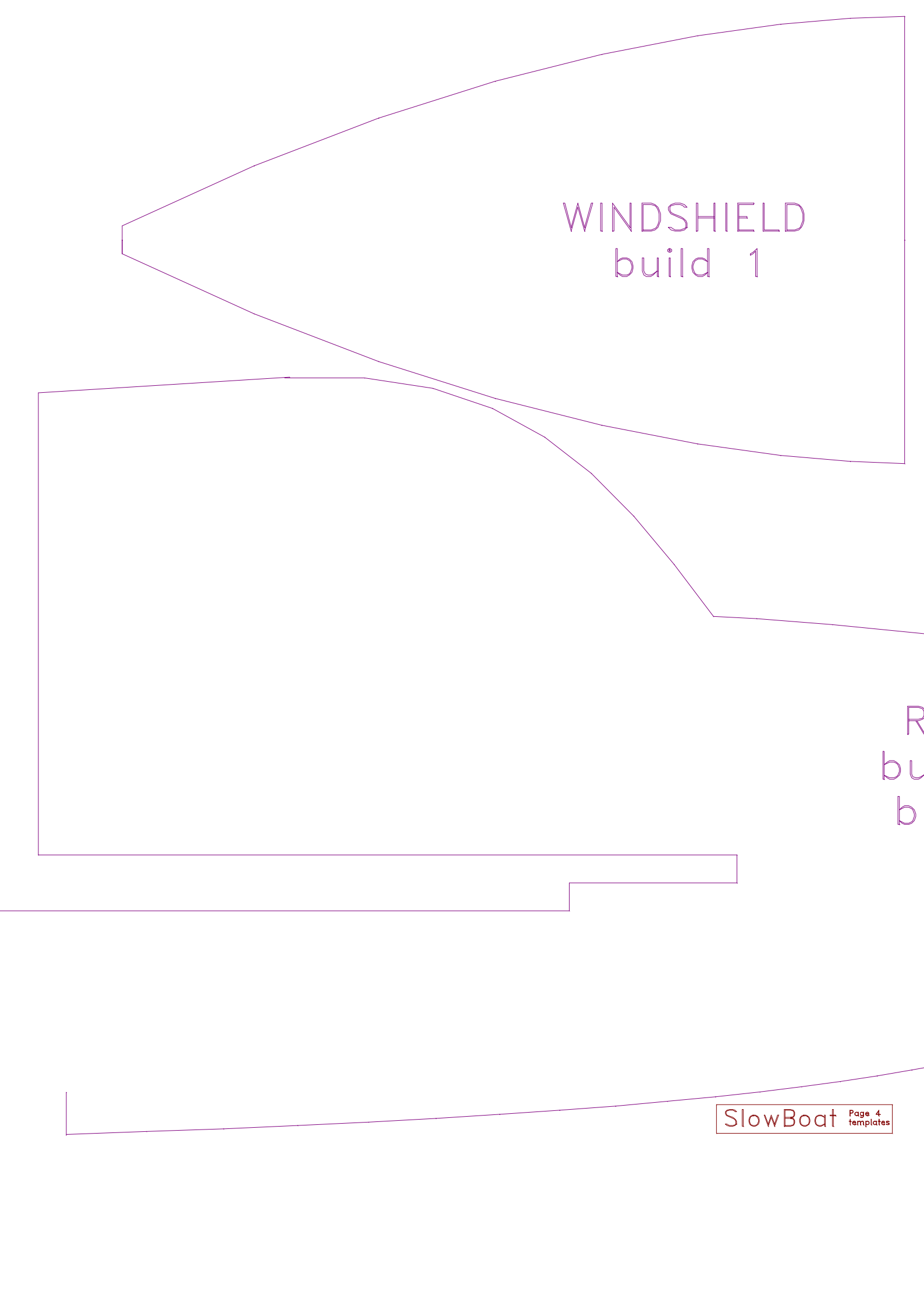
copyright © 2012 Scott Swanson  
Commercial rights reserved.  
Reproduction permitted for non-commercial model making.  
Dimensions in inches  
Unless otherwise specified, material is 6mm Depron foam.

Wing Span: 39 in.  
Wing Area: 383 sq in.  
Weight: 15 oz.  
Motor: Himax HC2812-0850, 150W  
Battery: Thunder Power 1350mAh 3S LiPo  
CG: 3.25" behind LE  
Prop: APC 10 x 4.7 SF electric  
Servos: 4 Futaba S3114  
Speed Control: Castle Thunderbird 18  
BEC: Dimension Engineering ParkBEC 1.25A  
Receiver: Orange RX 8 chan (Futaba FASST compatible)









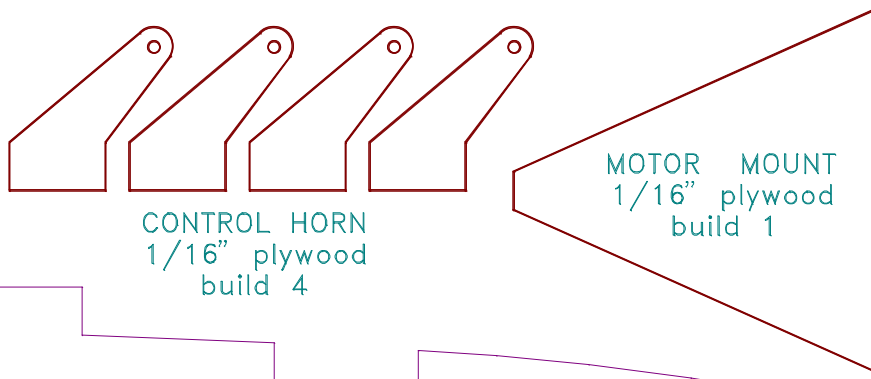
WINDSHIELD  
build 1

R  
bu  
b

COWL  
build 1

PONTOON SIDE  
build 4

RIGHT SIDE  
build 1 right  
build 1 left



CONTROL HORN  
1/16" plywood  
build 4

MOTOR MOUNT  
1/16" plywood  
build 1

MIDDECK  
build 1

FORE HULL BOTTOM  
build 1