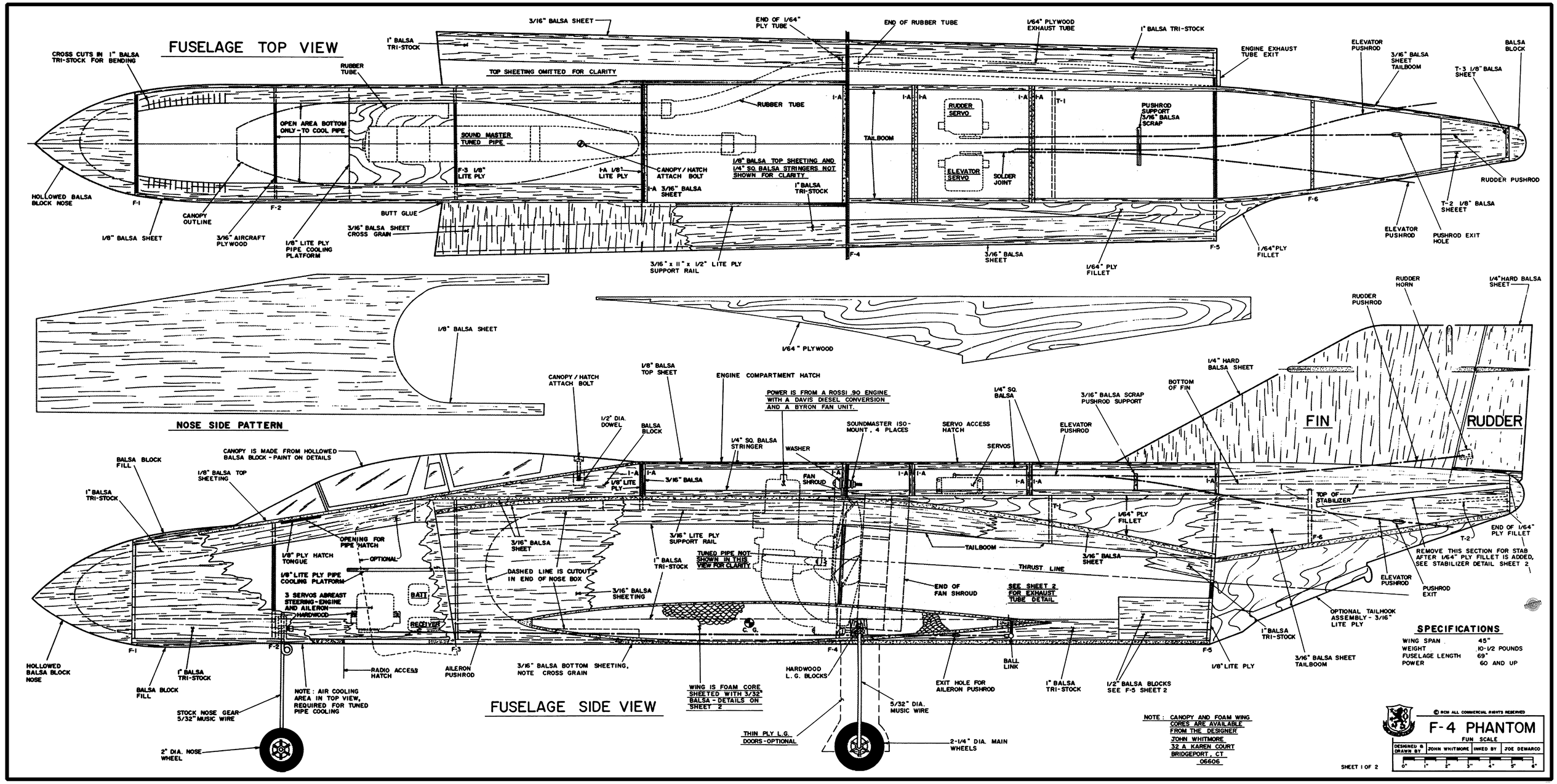
FUSELAGE TOP VIEW
CROSS CUTS IN 1" BALSA TRI-STOCK FOR BENDING
1" BALSA TRI-STOCK
3/16" BALSA SHEET
END OF 1/64" PLY TUBE
END OF RUBBER TUBE
1/64" PLYWOOD EXHAUST TUBE
1" BALSA TRI-STOCK
ENGINE EXHAUST TUBE EXIT
ELEVATOR PUSHROD
3/16" BALSA SHEET TAILBOOM
BALSA BLOCK
T-3 1/8" BALSA SHEET
RUBBER TUBE
TOP SHEETING OMITTED FOR CLARITY
OPEN AREA BOTTOM ONLY - TO COOL PIPE
SOUND MASTER TUNED PIPE
RUBBER TUBE
I-A
T-1
RUDDER SERVO
PUSHROD SUPPORT 3/16" BALSA SCRAP
TAILBOOM
F-3 1/8" LITE PLY
I-A 1/8" LITE PLY
CANOPY / HATCH ATTACH BOLT
1/8" BALSA TOP SHEETING AND 1/4" SQ. BALSA STRINGERS NOT SHOWN FOR CLARITY
ELEVATOR SERVO
SOLDER JOINT
I-A 3/16" BALSA SHEET
1" BALSA TRI-STOCK
RUDDER PUSHROD
HOLLOWED BALSA BLOCK NOSE
F-1
F-2
CANOPY OUTLINE
BUTT GLUE
F-6
T-2 1/8" BALSA SHEETT
1/8" BALSA SHEET
3/16" AIRCRAFT PLYWOOD
1/8" LITE PLY PIPE COOLING PLATFORM
3/16" BALSA SHEET CROSS GRAIN
ELEVATOR PUSHROD
PUSHROD EXIT HOLE
F-5
1/64" PLY FILLET
3/16" x 11" x 1/2" LITE PLY SUPPORT RAIL
F-4
3/16" BALSA SHEET
1/64" PLY FILLET
1/8" BALSA SHEET
1/64" PLYWOOD
NOSE SIDE PATTERN
RUDDER HORN
1/4" HARD BALSA SHEET
RUDDER PUSHROD
1/4" HARD BALSA SHEET
BOTTOM OF FIN
1/8" BALSA TOP SHEET
ENGINE COMPARTMENT HATCH
CANOPY / HATCH ATTACH BOLT
POWER IS FROM A ROSSI .90 ENGINE WITH A DAVIS DIESEL CONVERSION AND A BYRON FAN UNIT.
1/4" SQ. BALSA
3/16" BALSA SCRAP PUSHROD SUPPORT
1/2" DIA. DOWEL
BALSA BLOCK
SOUNDMASTER ISO-MOUNT, 4 PLACES
SERVO ACCESS HATCH
ELEVATOR PUSHROD
FIN
RUDDER
1/4" SQ. BALSA STRINGER
WASHER
SERVOS
CANOPY IS MADE FROM HOLLOWED BALSA BLOCK - PAINT ON DETAILS
BALSA BLOCK FILL
1/8" BALSA TOP SHEETING
1/8" LITE PLY
3/16" BALSA
FAN SHROUD
I-A
T-1
TOP OF STABILIZER
1" BALSA TRI-STOCK
1/64" PLY FILLET
END OF 1/64" PLY FILLET
OPENING FOR PIPE HATCH
3/16" BALSA SHEET
3/16" LITE PLY SUPPORT RAIL
TAILBOOM
F-6
T-2
1/8" PLY HATCH TONGUE
OPTIONAL
TUNED PIPE NOT SHOWN IN THIS VIEW FOR CLARITY
1" BALSA TRI-STOCK
3/16" BALSA SHEET
THRUST LINE
REMOVE THIS SECTION FOR STAB AFTER 1/64" PLY FILLET IS ADDED, SEE STABILIZER DETAIL SHEET 2
1/8" LITE PLY PIPE COOLING PLATFORM
DASHED LINE IS CUTOUT IN END OF NOSE BOX
3/16" BALSA SHEETING
END OF FAN SHROUD
SEE SHEET 2 FOR EXHAUST TUBE DETAIL
ELEVATOR PUSHROD
PUSHROD EXIT
3 SERVOS ABREAST STEERING - ENGINE AND AILERON
BATT
HARDWOOD
RECEIVER
C. G.
OPTIONAL TAILHOOK ASSEMBLY - 3/16" LITE PLY
1" BALSA TRI-STOCK
HOLLOWED BALSA BLOCK NOSE
F-1
F-2
F-3
F-4
F-5
BALL LINK
1/8" LITE PLY
3/16" BALSA SHEET TAILBOOM
1" BALSA TRI-STOCK
RADIO ACCESS HATCH
AILERON PUSHROD
3/16" BALSA BOTTOM SHEETING, NOTE CROSS GRAIN
HARDWOOD L. G. BLOCKS
EXIT HOLE FOR AILERON PUSHROD
1" BALSA TRI-STOCK
1/2" BALSA BLOCKS SEE F-5 SHEET 2
BALSA BLOCK FILL
1" BALSA TRI-STOCK
NOTE: AIR COOLING AREA IN TOP VIEW, REQUIRED FOR TUNED PIPE COOLING
WING IS FOAM CORE SHEETED WITH 3/32" BALSA - DETAILS ON SHEET 2
STOCK NOSE GEAR 5/32" MUSIC WIRE
FUSELAGE SIDE VIEW
5/32" DIA. MUSIC WIRE
THIN PLY L.G. DOORS - OPTIONAL
2" DIA. NOSE WHEEL
2-1/4" DIA. MAIN WHEELS
NOTE: CANOPY AND FOAM WING CORES ARE AVAILABLE FROM THE DESIGNER JOHN WHITMORE 32 A KAREN COURT BRIDGEPORT, CT 06606
SPECIFICATIONS
WING SPAN 45"
WEIGHT 10-1/2 POUNDS
FUSELAGE LENGTH 69"
POWER 60 AND UP
© RCM ALL COMMERCIAL RIGHTS RESERVED
F-4 PHANTOM
FUN SCALE
DESIGNED & DRAWN BY
JOHN WHITMORE
INKED BY
JOE DEMARCO
0" 1" 2" 3" 4" 5" 6"
SHEET 1 OF 2

TAIL BOOM PATTEN



MAIN FUSELAGE SIDE PATTERN



WING TIP PATTERN

WING ROOT PATTERN

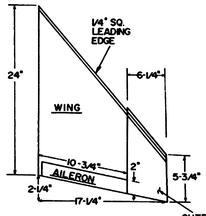

WING DETAIL "A"

A SIMPLE WAY TO GET THE PROPER WING TIP DIHEDRAL IS TO CUT WING TIPS OFF AT 6°. THEN SWAP LEFT & RIGHT TIPS TO OPPOSITE WING PANELS TO OBTAIN 12° TOTAL DIHEDRAL IN EACH WING TIP.

WING DETAIL "B"
(FRONT VIEW)

MAIN LANDING GEAR PATTERN

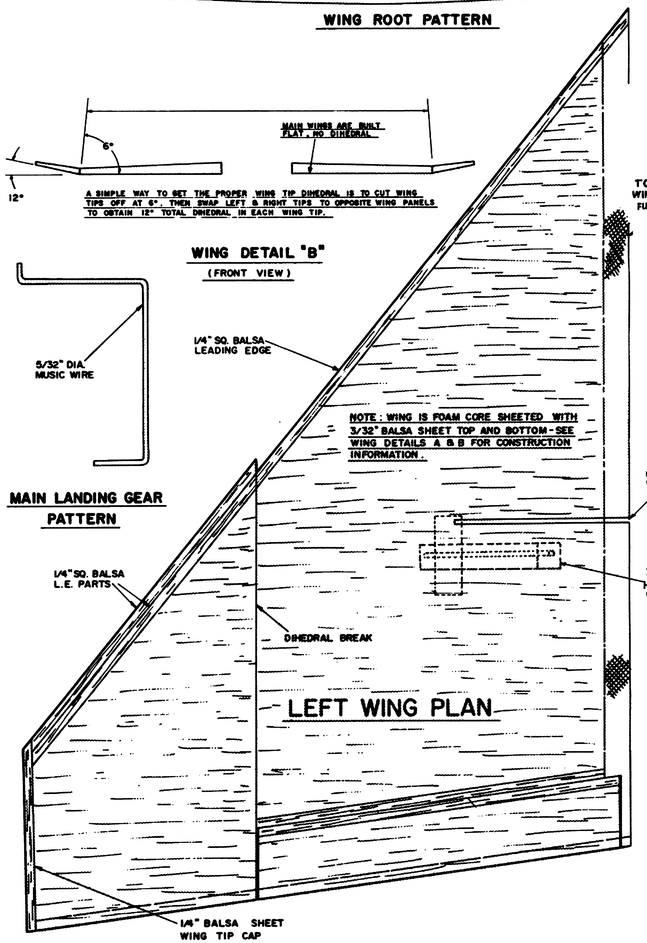

LEFT WING PLAN

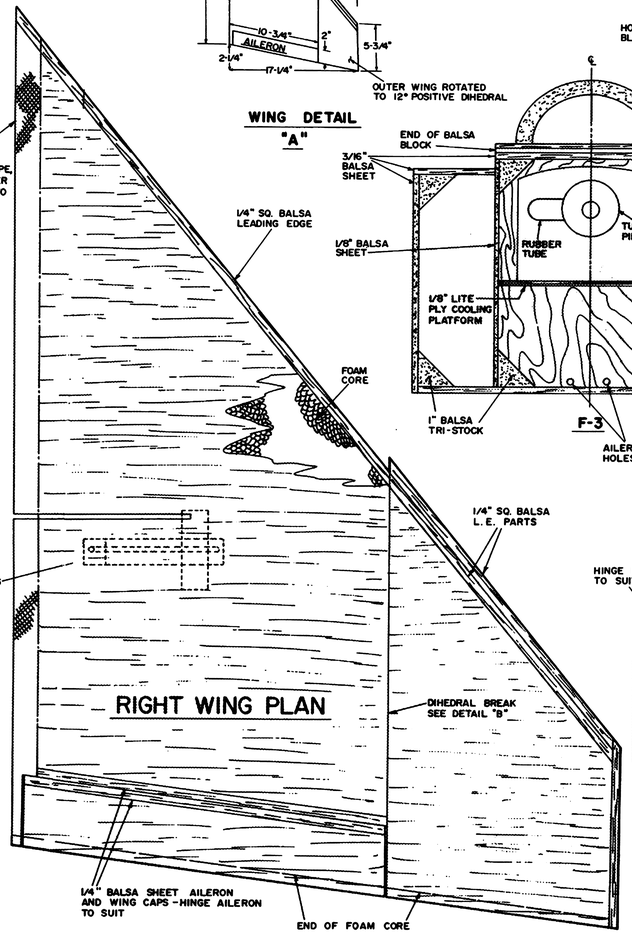

RIGHT WING PLAN

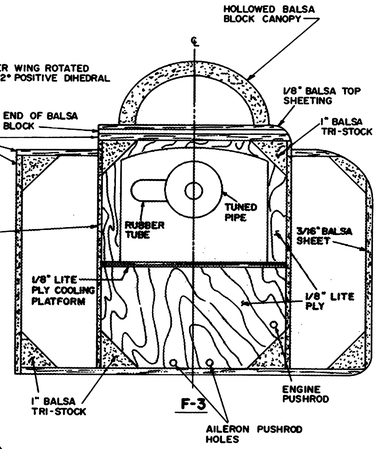

F-3

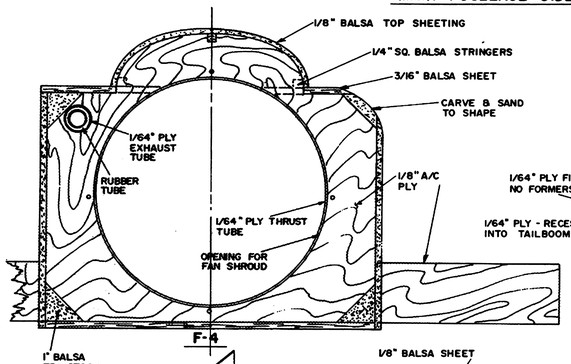

F-4

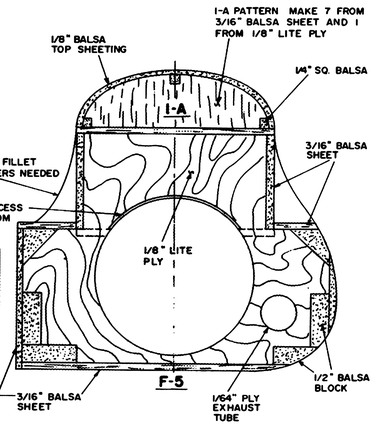

F-5

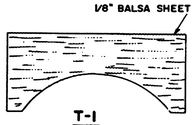

T-1

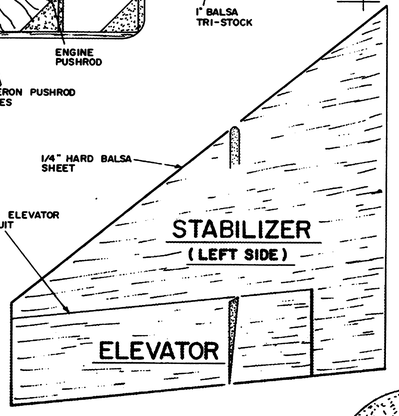

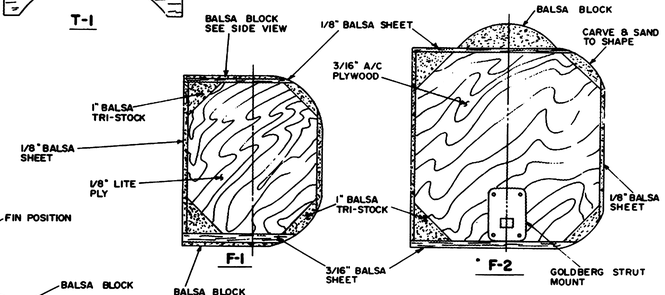

F-1 F-2

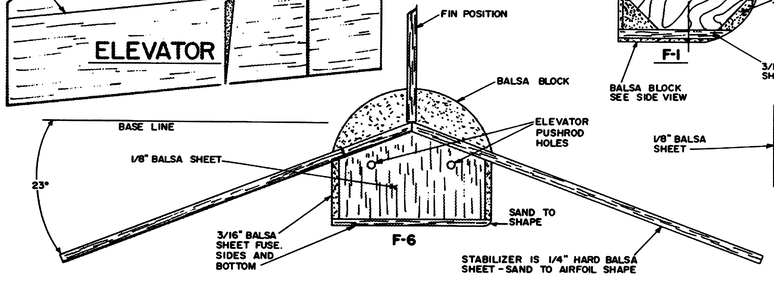

F-6

T-2

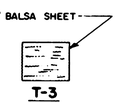

T-3

© RCM ALL COMMERCIAL RIGHTS RESERVED

F-4 PHANTOM

FUN SCALE

DESIGNED & DRAWN BY	JOHN WHITMORE	INKED BY	JOE DEMARCO

0" 1" 2" 3" 4" 5" 6"