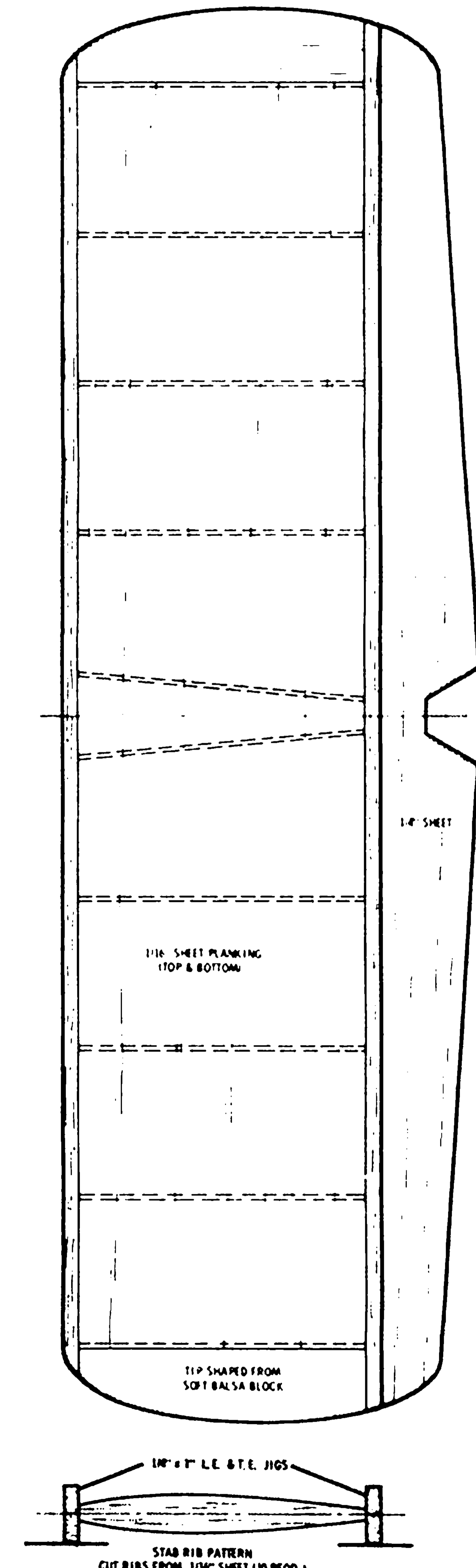
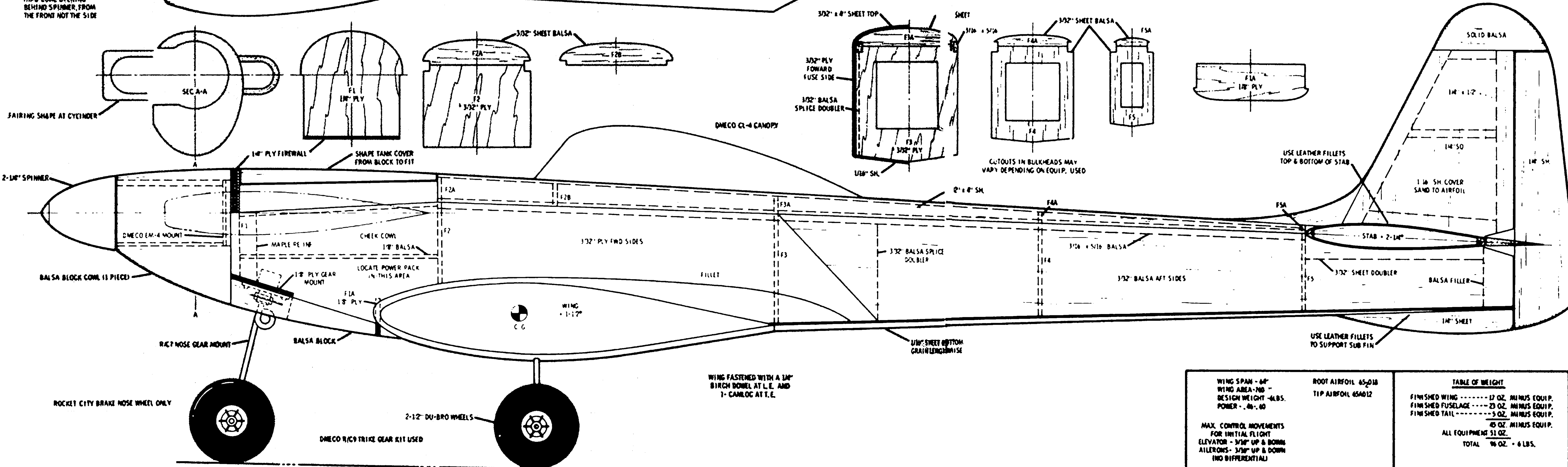
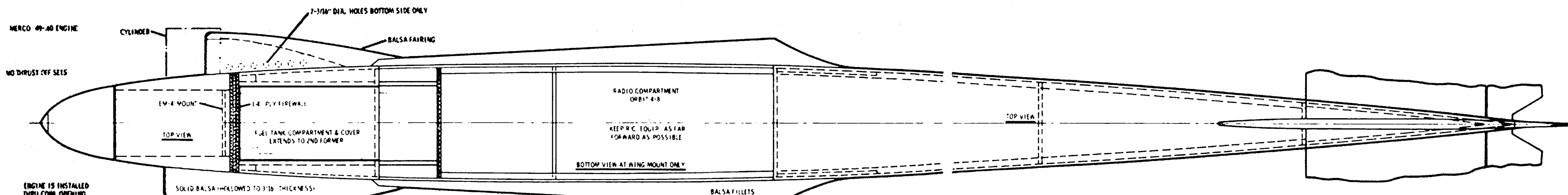


WING CONSTRUCTION
 L.E. & T.E. JIGS ARE CENTER LINED AND ERECTED ON DIHEDRAL BOARD OR "MAGNA-JIG". RIBS ARE SET IN PLACE ALIGNING BOTH CENTER LINES. WING IS STARTED WITH BOTTOM SIDE UP. SPAR & MOUNTS ARE INSTALLED AND SHEETING COMPLETED BEFORE FLIPPING WING OVER.



WING SPAN - 40"	ROOT AIRFOIL - 65-018	TABLE OF WEIGHT
WING AREA - 700"	TIP AIRFOIL - 65-012	
DESIGN WEIGHT - 48.5 LBS.		FINISHED WING - 17 OZ. MINUS EQUIP.
POWER - 40-60		FINISHED FUSELAGE - 23 OZ. MINUS EQUIP.
		FINISHED TAIL - 9 OZ. MINUS EQUIP.
		ALL EQUIPMENT - 31 OZ.
		TOTAL - 70 OZ. - 6 LBS.

ENCORE
 DESIGNED & DRAWN BY H. & BOLT
 MIXED BY DICK KIDD